

HOMEWORK 4

B. Now look at the table below, which shows the changes in economic activity in a town over a period of five years. The figures on the left and right show the number of people involved in these activities, in thousands.

Write your own sentences to describe the situation in the town regarding the number of:

1. People employed in industry between 1996 and 2000.

a)

2. People employed in retail between 1996 and 2000.

a)

3. People employed in public services between 1999 and 2000.

a)

4. People employed in tourism between 1996 and 2000.

a)

5. Unemployed between 1998 and 2000.

a)

6. People employed in industry compared with those in tourism in 1996.

a)

7. People employed in industry between 1998 and 1999.

a)

Show Answer - Hide Answer



Number of people in industry



Number of people in retail



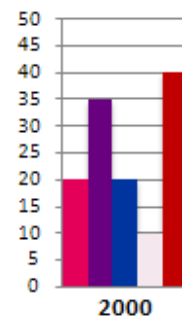
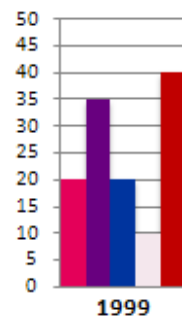
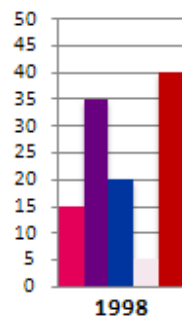
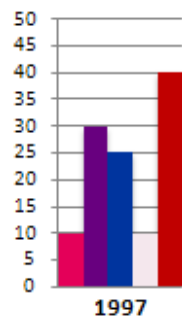
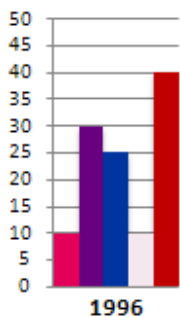
Number of semiskilled/skilled people in public services (including police, doctors, bus drivers, etc)



Number of people in tourism



Number of unemployed



Other words and expressions which you might find useful include:

For things going up: rocket/jump/edge up/soar/creep up/peak (especially for numbers, prices, etc.)

For things going down: slump / plunge / slip back / slip down / plummet / drop / bottom out (especially when talking about prices)

ANSWERS

1. People employed in industry between 1996 and 2000.

The number of people employed in industry fell/dropped/declined steadily/noticeably between 1996 and 2000 / over the five-year period.

Or

There was a steady drop/decline/fall in the number of people employed in industry between 1996 and 2000 / over the five-year period.

2. People employed in retail between 1996 and 2000.

The number of people employed in retail rose / increased slightly between 1996 and 2000 / over the five-year period.

Or

There was a slight rise / increase in the number of people employed in retail between 1996 / over the five-year period.

3. People employed in public services between 1999 and 2000.

The number of people employed in public services rose / increased sharply / rapidly / dramatically between 1999 and 2000.

Or

There was a sharp / rapid / dramatic rise / increase in the number of people employed in public services between 1999 and 2000.

4. People employed in tourism between 1996 and 2000.

The number of people employed in tourism rose / increased steadily / noticeably between 1996 and 2000.

Or

There was a steady / noticeable rise / increase in the number of people employed in tourism between 1996 and 2000 / over the five-year period.

5. Unemployed between 1998 and 2000.

The number of unemployed fell /dropped /declined sharply/rapidly/dramatically between 1998 and 2000.

Or

There was a sharp / rapid / dramatic fall / drop / decline in the number of unemployed between 1998 and 2000.

6. People employed in industry compared with those in tourism in 1996.

There was a considerable discrepancy between those employed in industry and those working in tourism in 1996.

7. People employed in industry between 1998 and 1999.

The number of people employed in industry fell /dropped/declined slightly between 1998 and 1999.

Or

There was a slight fall /drop /decline in the number of people employed in industry between 1998 and 1999

