

# SPEAKING

**This section measures your ability to speak in English about a variety of topics.**

**There are six questions in this section. For each question, you will be given a short time to prepare your response. When the preparation time is up, answer the question as completely as possible in the time indicated for that question. You should record your responses so that you can review them later and compare them with the answer key and scoring rubrics.**

Printing of this document is strictly prohibited



1. You will now be asked to speak about a familiar topic. Give yourself 15 seconds to prepare your response. Then record yourself speaking for 45 seconds.

Listen to Track 12. 

What do you miss most about your home when you are away? Use specific details in your explanation.

Preparation Time: 15 seconds

Response Time: 45 seconds

2. You will now be asked to give your opinion about a familiar topic. Give yourself 15 seconds to prepare your response. Then record yourself speaking for 45 seconds.

Listen to Track 13. 

Many universities now offer academic courses over the Internet. However, some people still prefer learning in traditional classrooms. Which do you think is better? Explain why.

Preparation Time: 15 seconds

Response Time: 45 seconds

3. You will now read a short passage and listen to a conversation on the same topic. You will then be asked a question about them. After you hear the question, give yourself 30 seconds to prepare your response. Then record yourself speaking for 60 seconds.

Listen to Track 14. 

Reading Time: 45 seconds

**Evening Computer Classes May Be Added**

The computer department is considering offering evening classes in the fall. The proposal to add the classes is a response to student complaints that daytime computer classes have become increasingly overcrowded and there are no longer enough computers available. The department has decided that despite some added expense, the most cost-effective way of addressing this problem is by adding computer classes in the evening. It is hoped that this change will decrease the number of students enrolled in day classes and thus guarantee individual access to computers for all students in computer classes.

Listen to Track 15.



The man expresses his opinion about the proposal described in the article. Briefly summarize the proposal. Then state his opinion about the proposal and explain the reasons he gives for holding that opinion.

Preparation Time: 30 seconds

Response Time: 60 seconds

4. You will now read a short passage and listen to a lecture on the same topic. You will then be asked a question about them. After you hear the question, give yourself 30 seconds to prepare your response. Then record yourself speaking for 60 seconds.


Listen to Track 16.



Reading Time: 45 seconds

**Verbal and Nonverbal Communication**

When we speak with other people face-to-face, the nonverbal signals we give—our facial expressions, hand gestures, body movements, and tone of voice—often communicate as much as, or more than, the words we utter. When our nonverbal signals, which we often produce unconsciously, agree with our verbal message, the verbal message is enhanced and supported, made more convincing. But when they conflict with the verbal message, we may be communicating an entirely different and more accurate message than what we intend.

Listen to Track 17. 

Explain how the examples from the professor's lecture illustrate the relationship between verbal and nonverbal communication.

Preparation Time: 30 seconds

Response Time: 60 seconds

5. You will now listen to part of a conversation. You will then be asked a question about it. After you hear the question, give yourself 20 seconds to prepare your response. Then record yourself speaking for 60 seconds.

Listen to Track 18. 




Briefly summarize the problem the speakers are discussing. Then state which of the two solutions from the conversation you would recommend. Explain the reasons for your recommendation.

Preparation Time: 20 seconds

Response Time: 60 seconds

6. You will now listen to part of a lecture. You will then be asked a question about it. After you hear the question, give yourself 20 seconds to prepare your response. Then record yourself speaking for 60 seconds.

Listen to Track 19. 




Using points and examples from the lecture, explain the importance of visual elements in painting.

Preparation Time: 20 seconds

Response Time: 60 seconds




Printing of



...the ... of ...



...the ... of ...



...the ... of ...



prohibited