

Name \_\_\_\_\_

## Finding the Correct Word

1. Do you like to \_\_\_\_\_ songs?

sing

sings

sang

2. The duck enjoys \_\_\_\_\_ corn.

eaten

eating

to eat

3. Jimmy has \_\_\_\_\_ into the pool.

jumping

jumped

jump

4. Josefina \_\_\_\_\_ to play piano.

like

likes

liking

5.



**Directions:**

**Sentence Completion (1-4):** Have students circle the word that best completes the sentence.

**Sequence (5):** Have the student look at all six pictures. Ask the student to write **1** below the event that would happen first, **2** below the event that would happen second, and so on.

Name \_\_\_\_\_

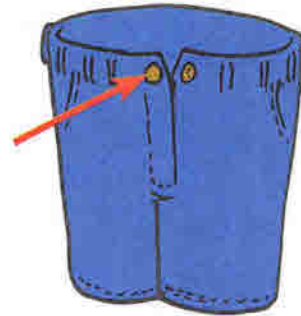
# Blends Review

1.



\_\_\_\_\_

2.



\_\_\_\_\_

3.



\_\_\_\_\_

4.



\_\_\_\_\_

5.



\_\_\_\_\_

6.



\_\_\_\_\_

7.



\_\_\_\_\_

8.



\_\_\_\_\_

**Directions:**

**Blends and Ending Consonants (1-8):** Have the student look at each picture and say it aloud. Ask them to listen to the beginning blends and ending consonants. Then, have him or her write down the beginning blends and ending consonants next to each word.

Spectrum Reading *Grade 1*

Name \_\_\_\_\_

# Blends Review

1.



\_\_\_\_\_



\_\_\_\_\_

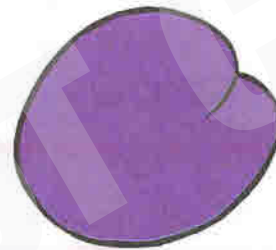


\_\_\_\_\_

2.



\_\_\_\_\_



\_\_\_\_\_



\_\_\_\_\_

3.

zba \_\_\_\_\_

hia \_\_\_\_\_

guk \_\_\_\_\_

bnu \_\_\_\_\_

**Directions:**

**Beginning Consonants (1):** Ask students to say each picture aloud and listen to the beginning sound. Have them write the beginning letter on the line below the picture.

**Blends (2):** Ask students to say each picture aloud and listen to the beginning sound. Have them write the beginning blend on the line below the picture.

**Alphabetical Order (3):** Ask students to put the three letters in each group in alphabetical order.



Name \_\_\_\_\_

## Where Are You?

1.




next to over above below



in over under below

2.



under inside around below



outside inside under below

3.



in next to around above



in beneath under next to

4.



down up sideways under



down up around near


**Directions:**

**Using the Pictures (1-4):** Have the student look at the pictures. Ask him or her to circle the word that describes where the objects are located.

Name \_\_\_\_\_

## Classify Me

1. three six five food



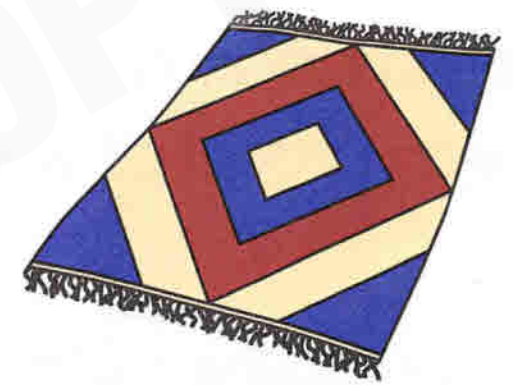
2. orange lemon lime ham

3. penny dime nickel dollar



4. mouse rat bug lion

5. truck car boat bus



6. June July August flag

7. green yellow brown tired



8. stone rock brick rug

9. mom dad dog sister



10. funny smile laugh mad

**Directions:**

**Grouping Together (1-10):** Have students read all four words in each line. Ask them to circle the three words that go together.