



Little Duck



What is that sound?

What do you think Mama Duck hears?




Something is saying,
"Quack, Quack!"

What do you think is making that sound?



That's a funny looking foot!

Whose foot do you think that belongs to?



Hey, it's Little Duck!

How do you think Little Duck feels?

Picture Interpretation and Reading (for all stories): Introduce students to Little Duck, a sweet duckling who is the focus of the following stories. Suggest that the students look at the pictures and talk about what is happening. Have the students relate what they see to their own lives and experiences. Be aware of the vocabulary levels and needs of the group. Key words may be reinforced or developed by writing them on the board as each picture/picture scenario is discussed. First, have students read the story silently by themselves. Help students with any unfamiliar words. Next, have students read the story orally. Discussion questions have been provided to serve as a discussion guide.



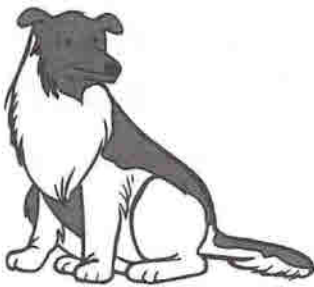
Name _____

Beautiful Beginnings

1.



2.



3.



Directions:

Beginning Consonants (1-2): Ask students to say each picture name aloud and listen to the beginning sound. Then, have them write the beginning letter on the line below the picture.

Sequence (3): Have students look at all the pictures. Ask them to write **1** below the event that would happen first, **2** below the event that would happen second, and **3** below the event that would happen third.