

---

# Section **B**

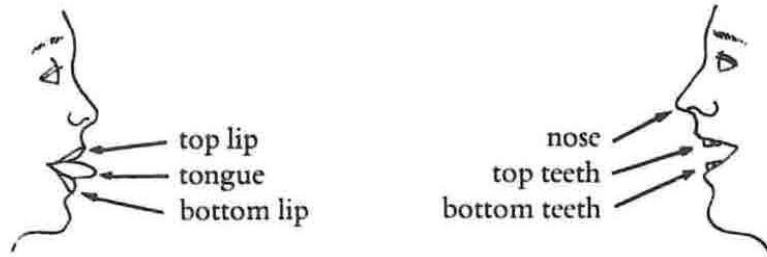
# Consonants

Printing of this document are strictly prohibited.

# VOCABULARY

First learn the words you will need in order to study how to make the sounds in this section.

## YOUR MOUTH



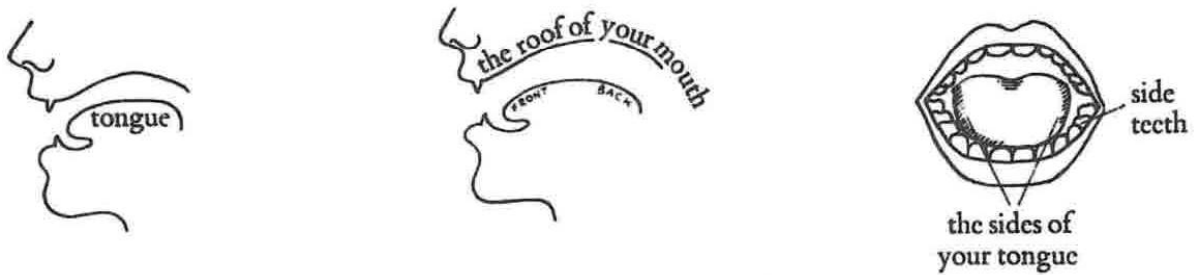
Practice:

1. Touch your  
 top lip  
 top teeth  
 bottom lip  
 bottom teeth  
 tongue  
 nose  
 with your finger.

2. Open your lips.    Close your lips.    Close your lips tight.    Make your lips round.



## INSIDE YOUR MOUTH



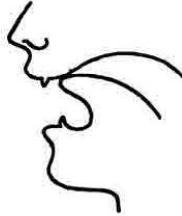
Practice:

1. Touch  
 your top teeth  
 your bottom teeth  
 the roof of your mouth  
 with your tongue.

2. Touch your side teeth with the sides of your tongue.

3. Touch the front of the roof of your mouth with the front of your tongue.

Touch the back of the roof of your mouth with the back of your tongue.



## AIR

1. Hold a piece of paper in front of your mouth.

When you blow out air the paper moves.

Air is coming through your mouth.



2. Close your mouth.

Push air forward in your mouth.



## VOICE

Put your hand on the front of your neck.

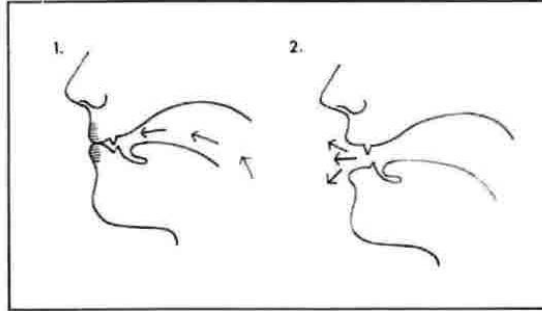
When you sing, you can feel your voice. You are using your voice.

The sound of your voice is coming through your mouth.



# UNIT 21

p • pen



Close your lips tight.  
Push air forward in your mouth.  
Then open your lips quickly. Do not use your voice.

## PRACTICE 1

Listen and repeat:



a pin



a pear



a pocket




a postcard



passports



passengers




a piece of pie



Paris



a present



a plastic plate

a plane  
probably  
Peter

airport  
surprise  
Pam

newspaper  
impatient  
some pepper, please



an apple



a spoon


stupid

**PRACTICE 2** 

Listen and repeat. The sound p is quieter in these words:



a stamp



an envelope



Help!

a cup	help me
helpful	Chapman
upstairs	stop pulling
dropped	stop shouting
perhaps	stop talking
empty	

**DIALOGUE** **Passports, Please**

(Mr. and Mrs. Chapman are at the airport. They have just gotten off the plane from Paris.)

Official: Passports, please.

Mr. Chapman: I think I've lost our passports, Pam.

Mrs. Chapman: Oh, Peter, how could you be so stupid? Didn't you put them in your pocket?

Mr. Chapman: (*emptying his pockets*) Here's a pen ... a pencil ... a postcard ... an envelope ... a stamp ... a pin ...

Mrs. Chapman: Oh, stop taking everything out of your pockets. You probably put them in the plastic bag.

Mr. Chapman: (*emptying the plastic bag*) Here's a newspaper ... an apple ... a pear ... a plastic cup ... a spoon ... some paper plates ... a piece of pie ... some pepper ... some presents ...

Mrs. Chapman: Oh, stop pulling everything out of the plastic bag, Peter. These people are getting impatient.

Mr. Chapman: Well, help me, Pam.

Mrs. Chapman: We've lost our passports. Perhaps we dropped them on the plane.

Official: Then let the other passengers past, please.

Mr. Chapman: Pam, why don't you help? You're not being very helpful. Put the things in the plastic bag.

Official: Your name, please?

Mr. Chapman: Chapman.

Official: Please go upstairs with this police officer, Mr. Chapman.

## INTONATION

**Making a List** In making a list, there is usually a rising tone on all the items before the last. There is a falling tone on the last item.

Listen and repeat:

I'm bringing apples.

I'm bringing apples and Peter's bringing pears.

I'm bringing apples, Peter's bringing pears, and Pam's bringing potato chips.

## GAME

### "We're Having a Picnic"

*Example:*

A: We're having a picnic and I'm bringing pears.

B: We're having a picnic. A is bringing pears and I'm bringing potato chips.

C: We're having a picnic. A is bringing pears, B is bringing potato chips, and I'm bringing soup.

Each student adds something to the list. You must remember what the other students have said.

Practice the words in the list before you start. Try to add other words of your own with the sound p in them.

apples	napkins	soup
pears	paper plates	shrimp
peanuts	plastic cups	spinach
potato chips	spoons	spaghetti
a pineapple	pizza	a picnic basket
pie	pepper	a plastic spider

## SPELLING

The sound p is written with the letter *p*:

*p* paper, people, passport, plastic, probably, surprise, supermarket, envelope, stamp

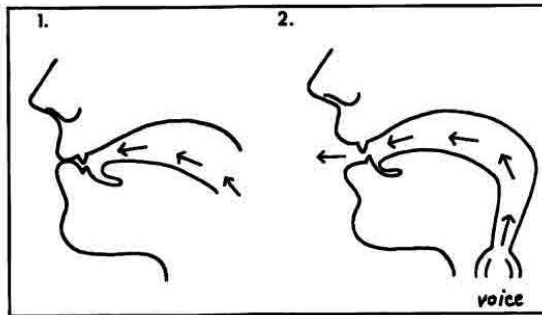
*pp* pepper, happy, supper  
shop – shopping, stop – stopped, slip – slipped, drop – dropped

The letter *p* is silent in these words:

psychology, psychiatrist, pneumonia, corps, raspberry, receipt, cupboard

# UNIT 22

b • baby




First practice p.  
Use your voice to make b.

## PRACTICE 1

Listen and repeat:

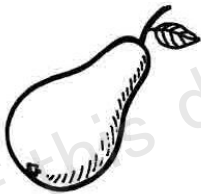
Sound 1

Sound 2




pie

buy




pear

bear



path

bath



cap

cab



rope

robe



## TEST

Listen to these sentences. Circle the word in parentheses that you hear.

1. There are (pears/bears) in the garden.
2. Could you tell me where the (path/bath) is?
3. She threw away her old (pills/bills).
4. I took a yellow (cap/cab).
5. Put the (rope/robe) in the closet.

## PRACTICE 2

Listen and repeat:

busy	blouse	remember	February
built	blue	somebody	cab
birds	bracelet	Robin	job
about	brother	terrible	club
beautiful	Barbara's birthday	celebrate	Bob

## DIALOGUE

### Barbara's Birthday

- Barbara: Hi, Bob!
- Bob: Hi, Barbara. You seem very happy.
- Barbara: (*pause*) Well. . . You know, today's my birthday.
- Bob: Oh, right. February 7th. Your birthday! Happy birthday, Barbara!
- Barbara: Thanks, Bob. Look at this bracelet that Robin gave me. Isn't it beautiful?
- Bob: Oh, it is. That's a beautiful blouse, too. You look good in blue. Was that a birthday present, too?
- Barbara: Yes. And my mother gave me some paintbrushes and a book about birds. And, uh, somebody bought me a cookbook.
- Bob: Did your brother give you anything?
- Barbara: Yes. He built some bookshelves for my bedroom.
- Bob: I'm really sorry, Barbara, but I forgot all about your birthday. I've been so busy with my job. And I'm terrible at remembering birthdays, anyway.
- Barbara: Well, my birthday isn't over yet. . .
- Bob: Yeah! Let's go out and celebrate. We can get a cab and go to that new club.

## STRESS

**Noun Compounds** Listen and repeat:

1. a shelf      a bookshelf
2. a brush     a hairbrush  
                  a paintbrush
3. a card        a postcard      a birthday card
4. a ball        a basketball    a ping-pong ball
5. a bag        a handbag      a shopping bag
6. a book       a cookbook     a biology book



## CONVERSATION

Do this in pairs. Talk about these pictures. Follow the example.

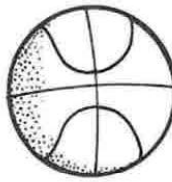
Example:

A: I hear you gave Barbara a shelf for her birthday.

B: Yes, I gave her a bookshelf.




1. bag



2. ball



3. ball



4. bag




5. brush



6. card



7. book



8. book



9. brush



10. card

## SPELLING

The sound **b** is written with the letter **b**:

**b** baby, about, birthday, brother, library, terrible, problem, job

**bb** rubber, bubble

rob – robber

The letter **b** is silent in:

climb, lamb, thumb, comb, bomb

doubt, debt, subtle