
Section **A**

Vowels

Printing of this document are strictly prohibited.

VOCABULARY

First learn the words you will need in order to study how to make the sounds in this section.

YOUR MOUTH

1. This is your mouth.



2. Open your mouth.




3. Close your mouth.



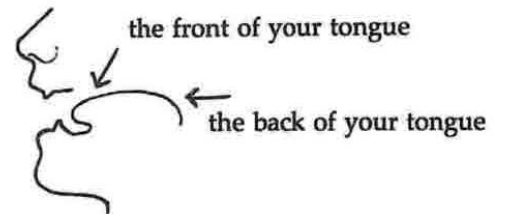
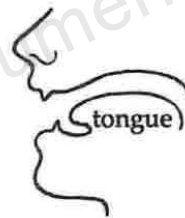
4. Open your mouth a little.



5. Open your mouth a little more.



YOUR TONGUE

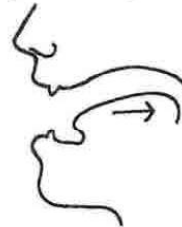


MOVING YOUR TONGUE

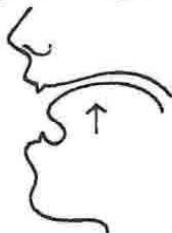
Put your tongue forward.



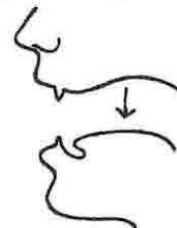
Put your tongue back.



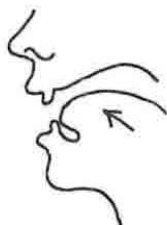
Put your tongue up.



Put your tongue down.

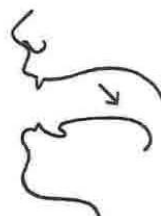


Put your tongue forward and up.



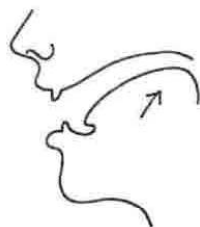
Practice iy:
easy, see, me, tea

Put your tongue down and back.



Practice a:
father, car, hot

Put your tongue up and back.



Practice uw:
who, two, school

Practice iy – a – uw. Feel how your tongue moves as you say these sounds.

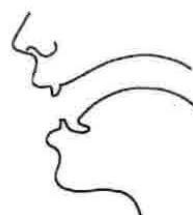
MUSCLES

Put your tongue forward and up.
Practice iy.



Put your hand under your chin.
Your muscles should feel tight – or tense.

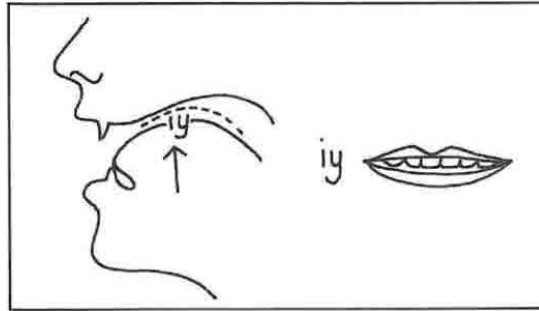
Let your tongue rest in the middle of
your mouth. Let your mouth rest open.



Put your hand under your chin.
Relax your muscles.
Practice ʌ: cup, bus, uh

UNIT 1

iy • sheep



Open your mouth very little for the sound iy.
iy is a long sound.
Move your tongue up a little as you say it.

PRACTICE 1


Listen and repeat:



tea



three



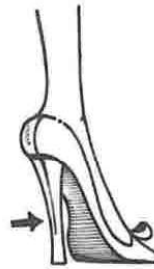
cheese



peas




bean




heel



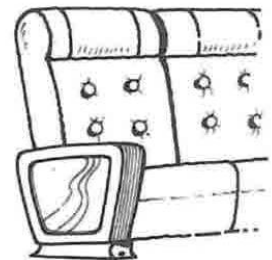
leave



sheep



cheeks



seat

PRACTICE 2 

Listen and repeat:

easy	Steve	meat
see	please	roast beef
me	Peter	coffee
Lee	eat	

DIALOGUE 

In a Restaurant

LUNCH SPECIAL

Sandwich:

Roast Beef or Cheese

Coffee or Tea

Only \$3.15

Peter: What are you having to eat, Lee?
 Lee: I'll have a roast beef sandwich. And some tea.
 Peter: Steve? Would you like a cheese sandwich or a roast beef sandwich?
 Steve: A cheese sandwich. I don't eat meat.
 Waitress: Yes?
 Peter: We'd like one roast beef sandwich and two cheese sandwiches.
 Waitress: And would you like coffee or tea?
 Peter: Three teas, please.
 Steve: Make that two teas. Coffee for me, please.
 Waitress: *(writing down the order)* One roast beef sandwich . . . two cheese sandwiches . . . two teas . . . one coffee.

INTONATION 

Questions with *or* Alternative questions (questions with *or*) have a rising tone on the first choice (before the *or*) and a falling tone on the last choice. The parts of words that are in blacker type are stronger, or stressed.

Would you like **coffee** or tea?
 Would you like **beef** or **veal**?
 Would you like **coffee** or **tea** or **soda**?

Now practice with somebody, using this menu (on page 6).

Example:

Student A: Would you like bean soup or pea soup?
 Student B: Pea soup, please.

CONVERSATION

Using the menu, practice in a group of four people.

You are in a restaurant.

One person is the waiter or waitress.

The waiter/waitress asks questions: Would you like ... or ... ?

Give your order to the waiter/waitress.

The waiter or waitress will repeat the orders and write them down.

SPELLING

The sound *iy* is usually written with the letters *e*, *ee*, *ea*, or *ie*:

- e* me, we, Peter, equal, even, recent
- e . . . e* these, complete, scene, extreme, Steve
- ee* see, three, thirteen, beef, sheep, street, feel
coffee, cheese, sleeve, freeze
- ea* tea, eat, meal, cheap, speak, repeat, teacher
easy, mean, please, leave, peace
- ie* chief, belief, field, movie, cookie
piece, believe, niece

Other spellings:

- y* easy, only, very, ready, many, funny, happy, crazy
- ey* key, money, monkey, donkey
- ei* receive, ceiling, either, * neither*
- i* taxi, ski, visa
- i . . . e* machine, police, magazine
- eo* people

*Some people say these words with the sound *ay*.

MENU

Today's Specials

SOUP:

Bean Soup or Pea Soup

MEAT:

Roast Beef or Veal

VEGETABLE:

Beans or Peas or Beets

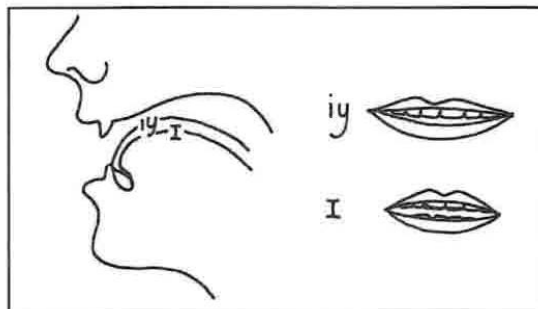
DESSERT:

Cheesecake or Ice Cream
or Peaches
Coffee or Tea

UNIT

2

i • ship




First practice the sound *iy*.
Then open your mouth a *little* more.
iy is a long sound.
I is a shorter and more relaxed sound.

PRACTICE 1 

Listen and repeat:

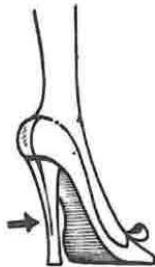

Sound 1

Sound 2



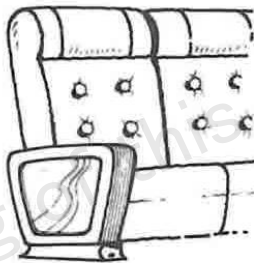
sheep

ship




heel

hill




seat

sit



cheeks

chicks



feel

fill



TEST

Listen to these sentences. Circle the word in parentheses that you hear in each sentence.

1. He wants to buy a (sheep/ship).
2. Those (heels/hills) are very high.
3. Look at those (cheeks/chicks).
4. Did you (feel/fill) the glass?
5. He isn't going to (leave/live).

PRACTICE 2

Listen and repeat:

is	Lynn	with	sixty
it's	Bill	film	fifty
isn't	Mrs. Kim	interesting	beginning
kid	Jim	minutes	quick

DIALOGUE

An Interesting Film

Mrs. Kim: Hello, Bill. Hello, Lynn.
 Bill: Hi, Mrs. Kim. Is Jim in?
 Lynn: Is he coming with us to the film?
 Mrs. Kim: Oh, Jim's sick.
 Bill: Here he is! Hi, Jim.
 Lynn: Are you sick, Jim?
 Jim: Is it an interesting film?
 Lynn: It's *Billy the Kid*.
 Bill: And it begins in six minutes.
 Mrs. Kim: Jim, if you're sick . . .
 Jim: Quick! Or we'll miss the beginning of the film!

STRESS

Numbers Listen and repeat:

three	thirteen	thirty	3	13	30
four	fourteen	forty	4	14	40
five	fifteen	fifty	5	15	50
six	sixteen	sixty	6	16	60
seven	seventeen	seventy	7	17	70
eight	eighteen	eighty	8	18	80
nine	nineteen	ninety	9	19	90

GAME

Mini-Bingo

Play in a group of about five people.

One person calls out the numbers above in any order.

The others each choose one of the boxes A, B, C, or D below.

Cross out each number in your box as it is called (or put a small piece of paper on top of each number as it is called).

The first person to cross out all the numbers in one box wins.

A

13	3	80
7	19	50
17	90	8

B

60	4	16
20	30	13
70	5	90

C

5	15	16
70	90	3
40	7	18

D

60	6	15
8	14	17
9	90	80

SPELLING

The sound **i** is usually written with the letter *i* or (less often) with the letter *y*.

i ship, did, win, six, fifteen, interesting, picture, fill, sick, quick, miss, film,
listen, little, different

big – biggest, swim – swimmer, begin – beginning

minute, city, finish, give, live

y syllable, system, sympathy, rhythm, mystery, physics, gym

Other spellings:

e, ee English, pretty, been

ui build, building, guitar

u busy, business


o women

UNIT

3

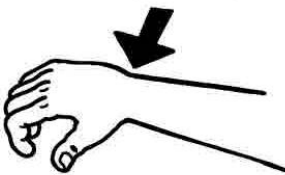

ε • yes



 First practice the sound **I**.
Then open your mouth a *little* more.
ε is a short sound.

PRACTICE 1

Listen and repeat:



Sound 1

Sound 2

bill

bell

pin

pen

chicks

checks

wrist

rest

fill

fell



TEST 

Listen to these sentences. Circle the word in parentheses that you hear in each sentence.

1. You dropped a (pin/pen).
2. Did you get the (bill/bell)?
3. This coffee tastes (bitter/better).
4. Her name is (Ginny/Jenny).
5. Whose (chicks/checks) are these?

PRACTICE 2 

Listen and repeat:

left	Jenny	ten cents
Fred	Ellen	any
spend	help yourself	everybody
friend	Venice	everything
shelf	jealous	expensive

DIALOGUE **An Expensive Vacation**

Ed:	Hi, Ellen! Hi, Fred! Hi, Jenny!
Fred:	Hi, Ed. Cigarette?
Ed:	No, thanks, Fred.
Ellen:	Help yourself to a drink.
Jenny:	Look on the shelf to your left.
Fred:	How did you spend your vacation, Ed?
Ed:	I went to Venice with a friend.
Everybody:	Well!
Ellen:	We're all jealous.
Fred:	Was it expensive?
Ed:	Yes. Very. I spent everything I had.
Jenny:	Don't you have any money left?
Ed:	Yes, Jenny. Ten cents!

INTONATION 

Statements usually have a *falling* tone at the end.

Wh-questions (Who? What? Why? When? Where? How?) also usually have a *falling* tone at the end.

Yes/No questions (questions you can answer with "yes" or "no") usually have a *rising* tone at the end.

Examples:

Wh-question:	How did you <u>spend</u> your vacation?
Statement:	I went to <u>Venice</u> .
Yes/No question:	Was it <u>expensive</u> ?
Statement:	<u>Yes. Very.</u>

CONVERSATION

Practice this conversation. Use the place names below.

How did you spend your vacation?

I went to . . .

Was it expensive?

Yes. Very. *or* No. Not very.

Mexico Venice Belgium Denmark South America Texas
Quebec Vienna The Netherlands Ecuador Leningrad

SPELLING

The sound ε is usually written with the letter *e*:

e yes, pen, check, went, left, spend, best, yourself, expensive, better, tennis, correct

get – getting, red – redder

seven, every, telephone, special, necessary

Other spellings:

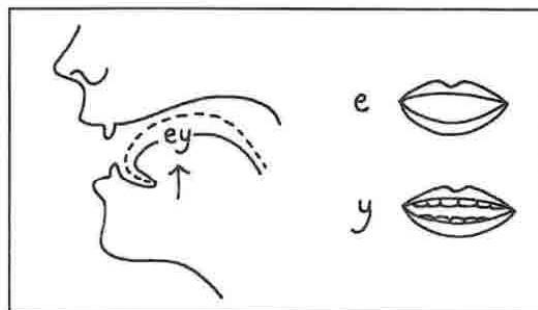
ea jealous, bread, breakfast, heavy, weather, head, already, dead, health, measure, pleasant, read (past tense)

a any, anyone, many

ai said, again

ay says

ie friend



First practice the sound ε .

Close your mouth *very* little.

ey is a long sound. Move your tongue up a little as you say it.

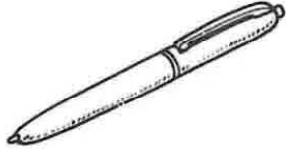
The *e* part is long. The *y* part is very short.

PRACTICE 1

Listen and repeat:

Sound 1

Sound 2




pen

pain




wet

wait



tell

tail



test

taste



pepper

paper



TEST

Listen to these sentences. Circle the word in parentheses that you hear.

1. Can I have some more (pepper/paper)?
2. This (pen/pain) is terrible.
3. I want to (sell/sail) the boat.
4. (Test/Taste) the cake and see if it's done.
5. Put it in the (shed/shade).

PRACTICE 2

Listen and repeat:

Hey!	away	waiting	8:18
say	mistake	station	Plainview
they	made	late	8:08
Mr. Gray	afraid	ages	changed
today	train	April	eighth

DIALOGUE

At the Train Station

(Mr. Gray is waiting at the station for a train.)

Mr. Gray: Hey! This train's late! I've been waiting here for ages.

Conductor: Which train are you waiting for?

Mr. Gray: The 8:18 to Plainview.

Conductor: The 8:18? I'm afraid you've made a mistake, sir.

Mr. Gray: A mistake? But I take this train every day. And that's what my schedule says: Plainview 8:18.

Conductor: Oh, no, sir. The Plainview train leaves at 8:08.

Mr. Gray: At 8:08?

Conductor: That's right. They changed the schedule at the end of April. Today's the eighth of May.

Mr. Gray: Changed it? I guess they changed it while I was away on vacation. Can I see the new schedule? Where does it say that?

Conductor: Right here. Train to Plainview 8:08.

Mr. Gray: Hm! So the train isn't late. I'm late.

INTONATION

Surprise

A: Mr. Gray takes the train to Plainview at 8:18 every day.

B: At 8:18?

C: To Plainview?

D: Mr. Gray?

E: Every day?

In this conversation, B, C, D, and E are all surprised by what A says. B is surprised that he takes the train at 8:18. C is surprised that he takes the train to Plainview. D is surprised that it's Mr. Gray who takes the train. E is surprised that he takes the train every day.

Listen and repeat:

The eighth?

Today?

Going away?

By plane?

CONVERSATION

Practice in pairs. B should sound surprised about the underlined part of the sentence.

Example:

It's the eighth of April.

Student A: It's the eighth of April.

Student B: The eighth?

1. It's the eighth of May.
2. Yes. It's Mrs. Gray's birthday today.
3. Yes. She's eighty-eight years old.
4. Yes. And she's going away on vacation.
5. That's right. She's going by plane.
6. Well, I guess it might be dangerous at her age, but she wants to go to Spain.
7. Yes. Why don't you go with her?

SPELLING

The sound **ey** is usually written with the letters *a*, *a . . . e*, *ai*, or *ay*.

a baby, later, paper, April, station, vacation, famous, table, dangerous

a . . . e late, page, same, name, age, take, mistake, plane, made, place, change, taste

ai train, pain, wait, tail, afraid, Spain, rain, remain, paint raise, praise

ay day, say, gray, stay, away, today, birthday, May, maybe

Other spellings:

igh eight, eighteen, eighty-eight, eighth, weigh, weight, neighbor

aigh straight

ea great, break, steak

ey they, hey, obey

ei veil, vein