

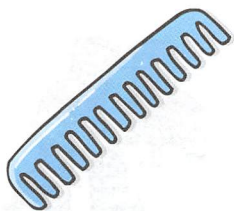
Silent w with r...wreath.

Silent b with m...lamb.  
Silent k with n...knit.



Let's Learn

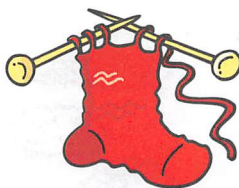
A. Listen and speak. Track 24




comb



lamb



knit



wrench




wreath

Let's Practice

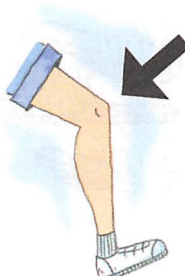
A. Write.



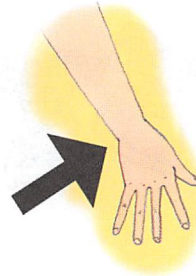
clim\_\_



\_\_nives



\_\_nee




\_\_rist




\_\_rap

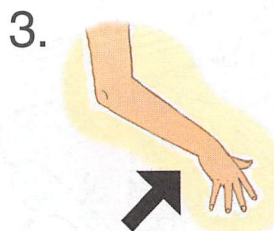
B. Listen. Write b, k, or w. Track 25




\_\_rench




\_\_nob




\_\_rist




\_\_nife



com\_\_



\_\_rite



thum\_\_

## Let's Choose


A. Write b, k, or w.



lamb



\_\_nit



\_\_nives



\_\_reath



thum\_\_

B. Number.


\_\_ knife

\_\_ wrap

\_\_ comb

\_\_ knee

\_\_ wrist



## Let's Read

A. Read, circle the silent letters, and color the tables.

A **k**nife and a wrench are on a blue table. A comb and a wreath are on a red table. A lamb and a knob are on a green table.

