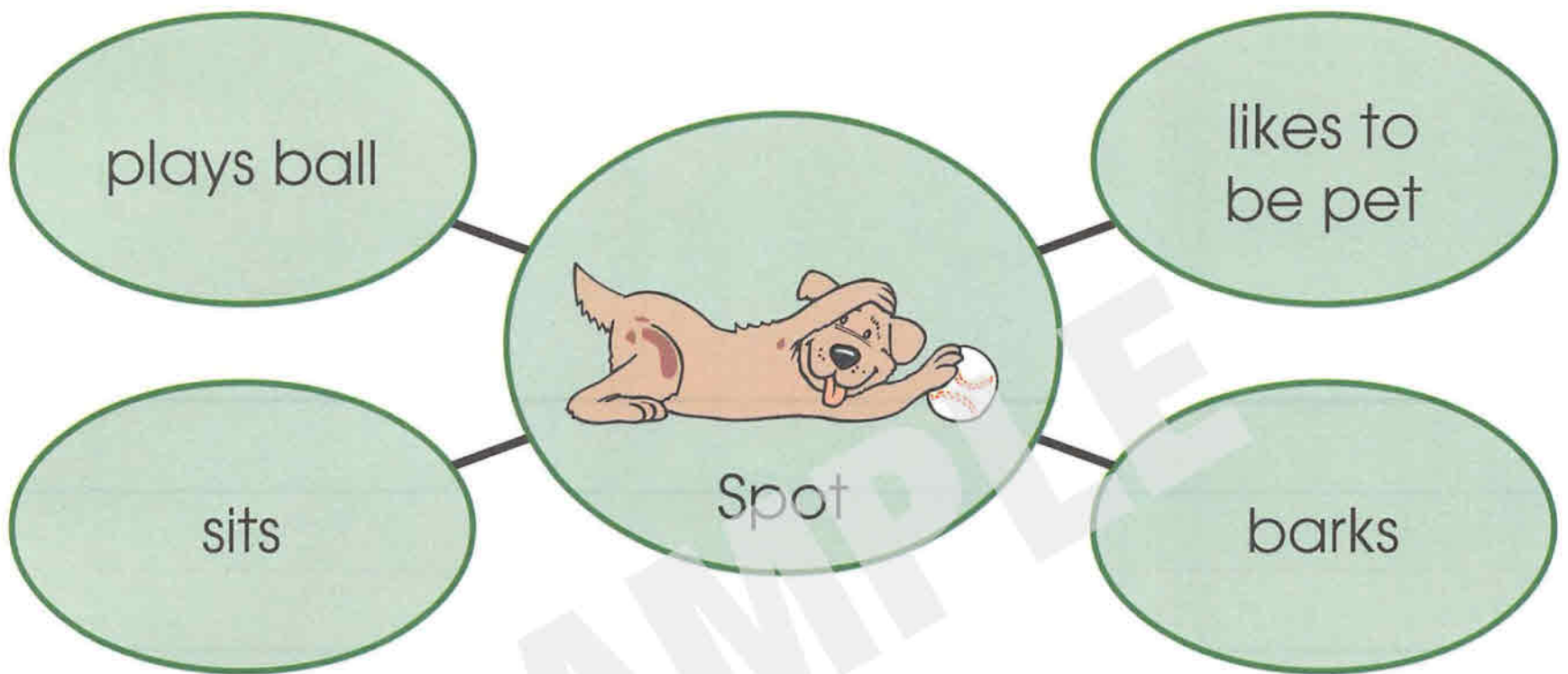


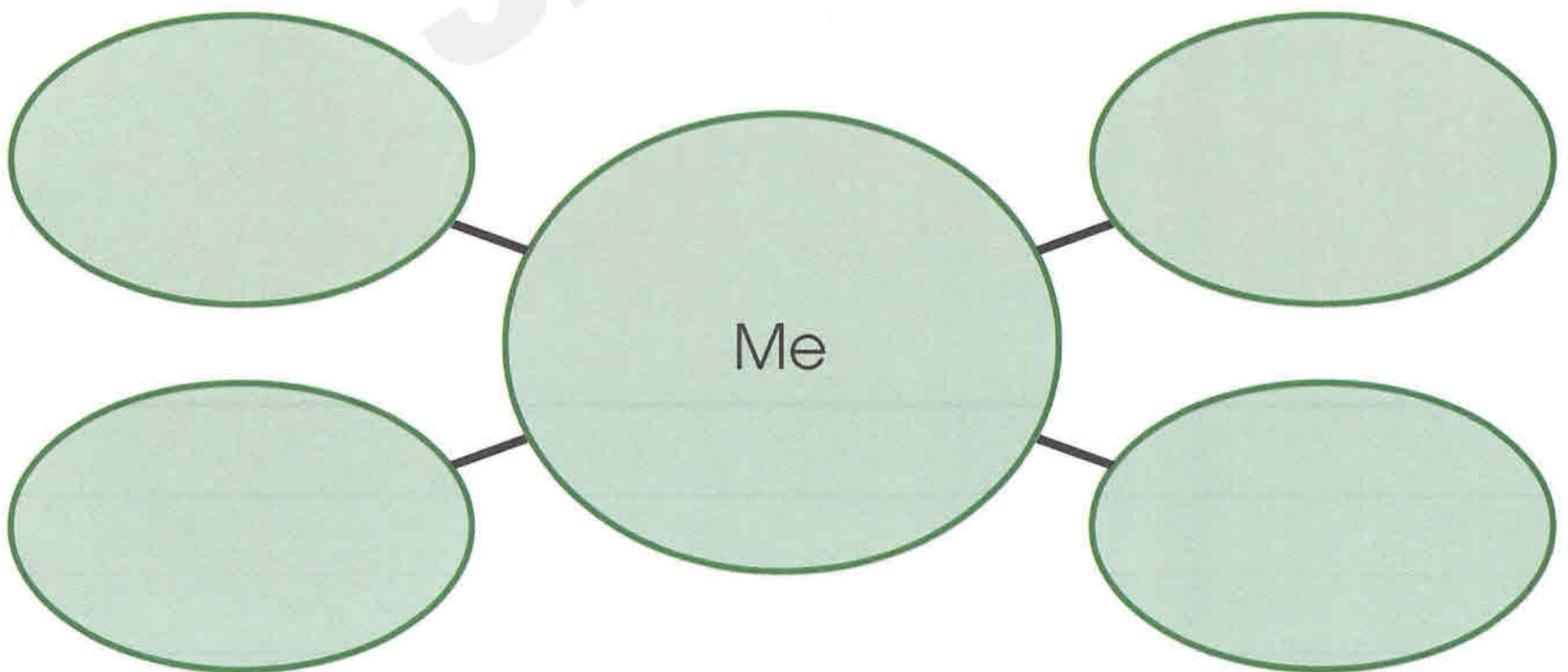
Lesson 6 Writing a Story

The main idea of a story tells what the story is about. The details give more information about the main idea.

A word web will help the writer decide the main idea and details of a story.




Now, make a word web about you. Tell what you like to do.



Lesson 6 Writing a Story

Choose a detail from the word web on page 59 labeled "Me" and write it under a box. Then, draw a picture of you that shows that detail. Choose another detail for the other box.



Lesson 6 Writing a Story

Choose the last two details about yourself from page 59. Write each one under a box. Then, draw a picture for each detail.



Lesson 6 Writing a Story

Look back at pages 60 and 61. Write a complete sentence for each detail that tells about you.

Begin each sentence with a capital letter and end with an end mark.

Handwriting practice lines consisting of a solid blue top line, a dashed red middle line, and a solid blue bottom line. There are five sets of these lines for writing practice.



Lesson 6 Writing a Story

Write a story about yourself using some of your sentences from page 62. Then, write a title and draw a picture to go with your story.

Handwriting practice lines consisting of a solid blue top line, a dashed red middle line, and a solid blue bottom line. There are eight such sets of lines provided for writing the story.

Title

Handwriting practice lines consisting of a solid blue top line, a dashed red middle line, and a solid blue bottom line. There are two such sets of lines provided for writing the title.

