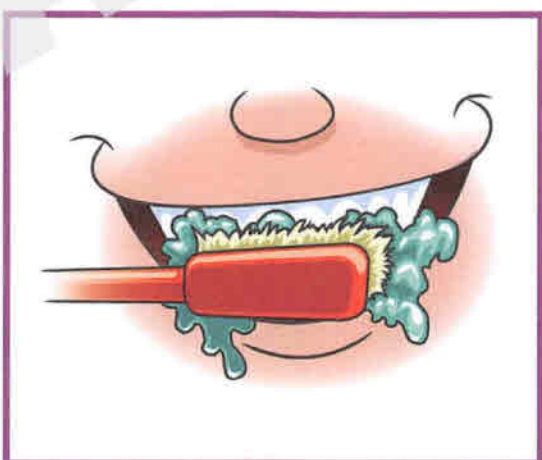



Lesson 2 Sequencing




Label each story in order. Use the words **first**, **next**, and **last**.





Lesson 2 Sequencing


Draw the missing picture to finish each story. Then, label the pictures in order using **first**, **next**, and **last**.






Lesson 2 Sequencing

Draw what might have happened after Kaeden saw the cake. Write **first** or **next** under each picture.



Draw what might have happened before Lauren dropped her ice cream. Write **first** or **next** under each picture.



Lesson 2 Sequencing

Draw pictures that tell about your day. Draw what you did **first**, **next**, and **last**. Write the order under each picture.



Blank box for drawing the first event.

Blank box for drawing the next event.

Blank box for drawing the last event.

Blank lines for writing the order of the first event.

Blank lines for writing the order of the next event.

Blank lines for writing the order of the last event.