





Lesson 8 When Did It Happen?

Look at the pictures. You can tell what happens first, next, and last. Label the pictures in order. Write **first**, **next**, and **last**. These are called **time-order words**.



Lesson 8 When Did It Happen?

Now, write sentences to show the order of things.

Write one sentence about each picture. The first sentences are started for you.



First



Next



Last

First, _____

Next, _____

Last, _____



First




Next



Last

Lesson 8 When Did It Happen?

In a story, writers usually tell what happens in order. First, one thing happens. Then, another thing happens, and so on. Practice telling about things that happen in order. Use words such as **next**, **before**, **after**, and **suddenly**.



What is happening in these pictures?

First, _____

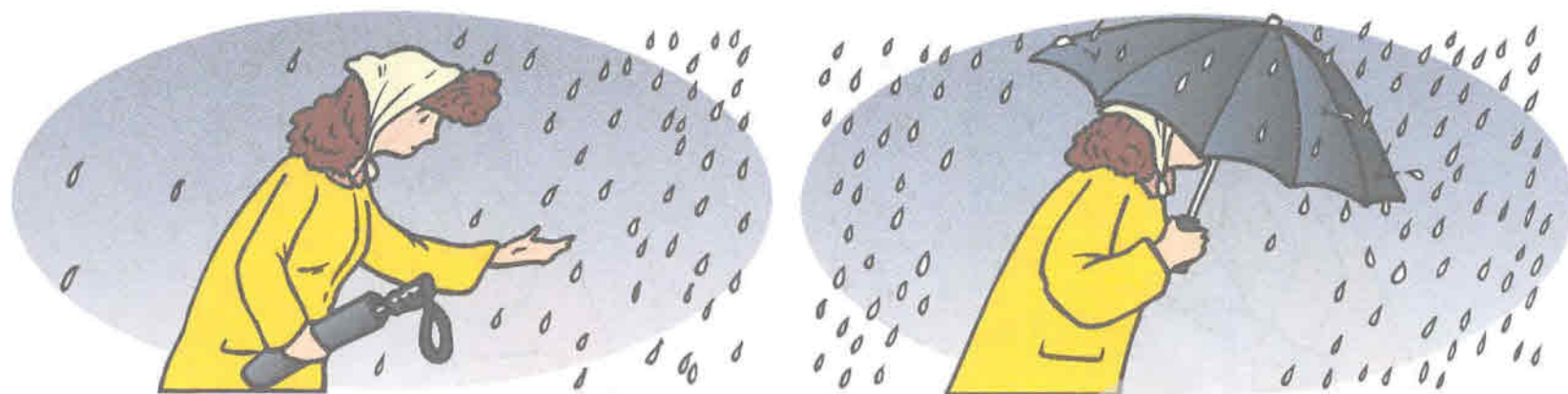
Then, _____

Notice how the words **first** and **then** help keep things in order. Now, write two sentences about what is happening in these pictures. Use time-order words to tell the order in which things happen.



Lesson 8 When Did It Happen?

Now that you have everything in order, think about making your sentences interesting. Use details that help your readers “see” what is happening. Let’s look at these two pictures again. Imagine you are writing a story about what is happening.



Write two more sentences about these pictures. Use words that tell how something looks, sounds, smells, feels, or tastes.

Think about where this woman is. How might this place sound or feel or smell? Write a sentence about it.

Finally, write a sentence about the woman in the picture. How does she look or what could she be thinking?
