

Unit 3 Shapes

Let's Talk



A Match.

1.

How are you today?



I'm fine.



2.

How are you today?



I'm fine, thanks.



3.

How are you today?



I'm fine, thank you.



B Write ✓ or X.

1.



Walk.



2.



Run.



C Match and say.



Stand up.



Walk.




Turn around.



Run.



Sit down.

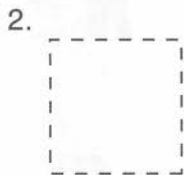




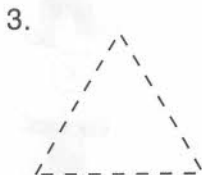
A Trace.




a circle



a square

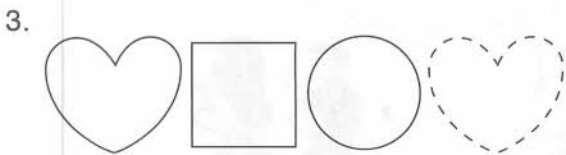
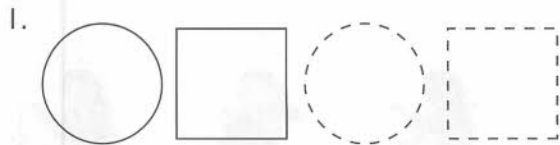


a triangle



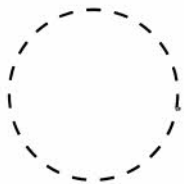
a heart

B Complete the pattern.



C Trace. Then draw.

1.



Draw a circle.

2.



Draw a triangle.



3.



Draw a square.

4.



Draw a heart.

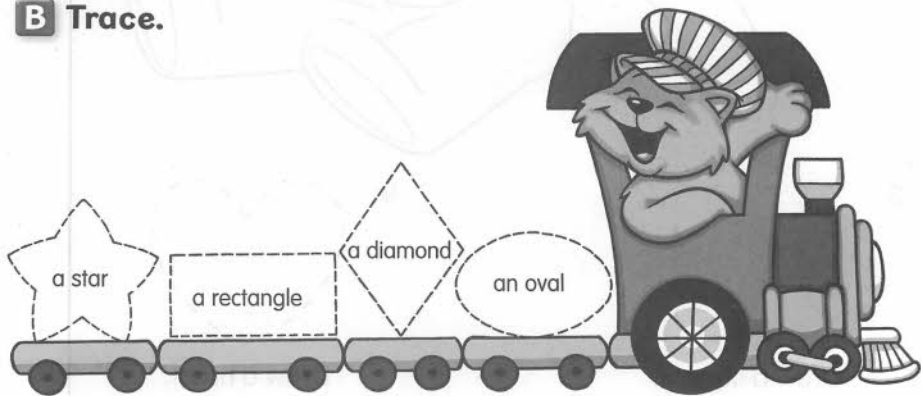
Let's Learn More



A Match and circle.



B Trace.



C Complete the pattern. Write.

1. Is it a star?



Yes, it is.




2. Is it an oval?



No, it isn't. It's a heart.



3. Is it a triangle?



A Circle and say.

1. **EFGH**

abcd

EFGH

BCDE

cdef

EFGH

2. **efgh**

defg

efgh


DEFG

efgh

CDEF


B Circle and trace.

1. **E**



e

2. **F**



f

3. **G**



g

4. **H**



h

C Trace and write.

1. Is it a star?


Yes, it is.



a star

2. Is it a rectangle?

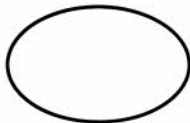
No, it isn't.



a circle

3. Is it an oval?


Yes,



an oval

4. Is it a triangle?

No,



a square