

# Unit 2 Colors

## Let's Talk



### A Find.

Hi, boys and girls.



See you later.



Good-bye.



Hello, Miss Jones.

## B Match and say.

1.



2.



## C Write ✓ or X.

1.



Come here.



2.



Turn around.



# Let's Learn



## A Match and color.

1.



2.




3.



4.

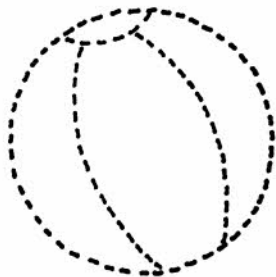


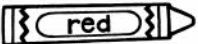
5.




## B Trace and color.


1.



It's  .

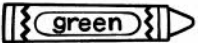
2.



It's  .


3.




It's  .

4.



It's  .

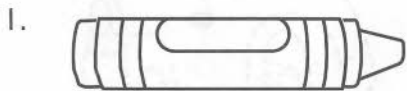
5.



It's  .



## A Color and write.



It's white.

It's \_\_\_\_\_


2.



It's orange.

It's \_\_\_\_\_

3.



It's purple.

It's \_\_\_\_\_

4.



It's pink.

It's \_\_\_\_\_

5.




It's black.

It's \_\_\_\_\_

**B** Find and color.

What color is it?



A



B




It's red.

It's purple.

It's orange.

It's brown.

It's black.



### A Circle and say.

1. **A**

c

a

**A**

D

B

2. **B**

B

d

a

C

b

3. **C**

A

c

d

C

c

4. **D**

a

c

D

B

c

### B Match.

1.

A



a

2.

B



b

3.

C



c

4.

D



d

**C** Trace and write.

1. What is it?

2. It's a yo-yo.

3. It's a ball.

4. It's a train.

5. What is it?

6. It's a \_\_\_\_\_.

7. It's a \_\_\_\_\_.

8. It's a \_\_\_\_\_.

