

Unit 1 School Days

Let's Talk



A Listen and say.

CD1
03



Kate: Whose scarf is that?

Jenny: It's Anna's scarf.

Kate: Whose mittens are those?

Jenny: They're hers, too.



Kate: Is that her glove, too?

Jenny: No, it isn't. I think it's Jim's glove.

Kate: Which boy is Jim?

Jenny: He's the boy over there.



Jenny: Jim, I think this is yours.

Jim: Oh! Thanks for finding it.

Jenny: You're welcome.

CD1
04

Thanks for finding it.
You're welcome.

B Practice the words. Ask and answer.

CD1
05

1. scarf

2. mittens

3. gloves

4. glasses

5. belt

6. watch



Kate



Andy



Jenny



Scott



Anna



Jim

CD1
06

Whose scarf is that?
It's Anna's scarf.
It's hers.

my scarf = mine
her scarf = hers
his scarf = his
your scarf = yours

C Listen and sing.

CD1
07

Whose Boots Are These?

Whose boots are these?

Whose boots are these?

Whose boots are these?

They're mine. They're my boots.

Whose boots are those?

Whose boots are those?

Whose boots are those?

They're mine. They're my boots.



Whose boots are these?

Whose boots are these?

Whose boots are these?

They're mine.

Are you sure they're yours?

All of them?

Yes, I'm sure they're mine.



Let's Learn



A Learn the words.

CD1
08



1. watering the plants



2. feeding the fish



3. writing on the board



4. talking to the teacher



5. reading a textbook




6. writing an essay

B Ask and answer.

CD1
09

There is a new teacher in the class. She is learning the names of her students.



Which boy is Scott?

He's the boy who is watering the plants.

C Ask and answer. CD1
10



Which girl is Lisa?

She's the girl who is writing an essay.

D Listen and chant. CD1
11

Kim's Father Was Born in Seoul

Kim's father was born in Seoul.
They speak Korean at home.

Which man is Kim's father?
He's the man who's waiting
for the phone.

Ann's sister was born in Rome.
They speak Italian at home.

Which girl is Ann's sister?
She's the girl who's standing
by the phone.



Ken's brother was born in Japan.
They speak Japanese at home.

Which boy is Ken's brother?
He's the boy who's talking
on the phone.

Let's Learn More



A Learn the words.

CD1
12



1. talking on his cell phone



2. reading a magazine



3. walking in the park



4. drinking some water



5. playing a game



6. sitting on a bench

B Make sentences.

CD1
13

Jenny was sitting on a bench when it started to rain.
What were Andy, Kate, and Scott doing?



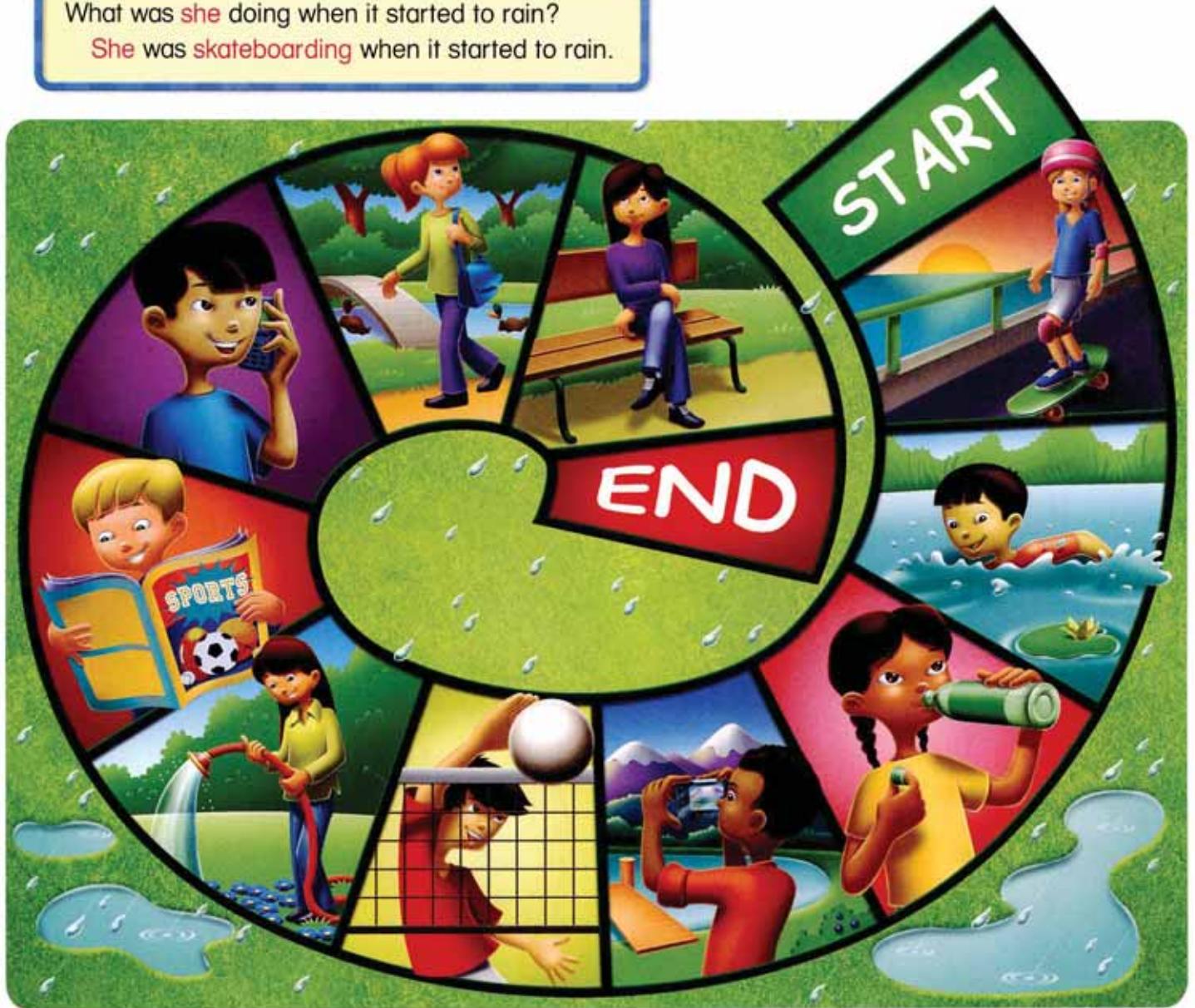
Jenny was **sitting on a bench** when it started to rain.

C Play a game. Ask and answer.

CD1
14

What was **she** doing when it started to rain?

She was skateboarding when it started to rain.



D Ask your partner.

CD1
15



What was she doing when she heard the noise?



What was he doing when he saw the skunk?

| | | |
|------|---|-------|
| hear | → | heard |
| see | → | saw |



A Listen and read along. Then read again.

CD1
16

THE FIRST ICE POP



Do you like ice pops? A young boy made the first ice pop in 1905.

One cold night, Frank was making soda water outside. He mixed soda powder and water in a cup. He was mixing the soda with a straw when he heard his mother. "Come inside, Frank," she said.

Frank forgot to take his cup with him. In the morning, he saw the cup. The soda water was frozen. He pulled the frozen soda out of the cup.

It was an ice pop!



New Words

ice pop
soda
mix
soda powder
straw
freeze → frozen

B Choose the correct answer.

CD1
17

- Who made the first ice pop?
- When did Frank make the ice pop?

Frank

Frank's mother

in 1905

outside

C Understand the vocabulary.

The soda water was **frozen**.

What does **frozen** mean?

a.



b.



c.



D Ask your partner.

1. Have you ever made an ice pop? What flavor was it?
2. Why did the soda water freeze?

E Listen and write. Do you hear **aw** or **ow**?

CD1
18



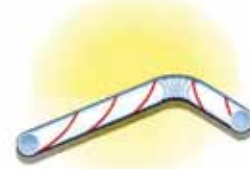
1. c _____



2. s _____



3. p _____ der



4. str _____

F Learn about words. Read and write.

I mix soda water every day.
I mixed soda water yesterday.

mix + ed = mixed

1. pull + ed = _____

2. paint + ed = _____

3. play + ed = _____

4. talk + ed = _____