

Unit 7 The Senses

Let's Talk



A Listen and say.

CD2
34



Scott: Something smells good. What are you doing?

Kate: I'm baking cookies.

Scott: Are they done?

Kate: Almost.



Kate: Oh, no.

Scott: What happened?

Kate: I don't know. They don't look good.

Scott: They smell good. I'll try one.



Kate: How is it?

Scott: It tastes great!

CD2
35

What happened?
I don't know.

B Say these. CD2 36

-  Look at the butterfly.
It looks beautiful. 
-  Listen to the music.
It sounds wonderful. 
-  Smell the flower.
It smells good. 
-  Touch the rabbit.
It feels soft. 
-  Taste the candy.
It tastes sweet. 

C Practice the words. Make sentences. CD2 37



1. sunset



2. bird



3. rose



4. pillow



5. strawberry

CD2
38

Look at the sunset.
It looks beautiful.

D Listen and chant. CD2 39

Listen! Do You Hear That Music?

Listen! Do you hear that music?
Yes, I do. It sounds beautiful!

Smell the roses. They smell sweet.
Mmmmm. They smell wonderful!

Look! Do you see that rainbow?
Yes, I do. It looks amazing!

Touch this pillow. It feels soft.
Mmmmm. It feels nice!

Taste these cookies. They taste good.
Mmmmm. They're delicious!



Let's Learn



A Learn the words.

CD2
40



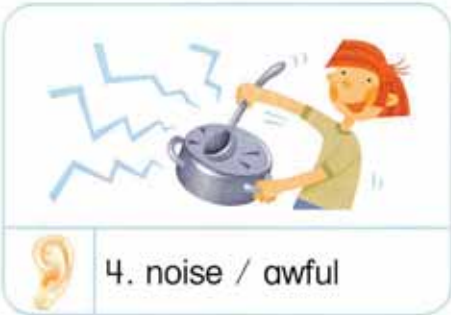
1. rainbow / beautiful



2. mask / ugly



3. music / wonderful



4. noise / awful



5. garbage / bad



6. soap / good

B Make sentences.

CD2
41

Kate, Jenny, Scott, and Andy are using their senses.
How do the things around them look, sound, and smell?



The rainbow looks beautiful.

look	→	looks
sound	→	sounds
smell	→	smells

C Ask and answer.

CD2
42



1. butterfly / beautiful



2. garbage / bad



3. noise / awful



4. mask / ugly



5. music / wonderful



6. rose / good

How does the butterfly look?
It looks beautiful.

D Listen and chant.

CD2
43

I Smell Smoke



I smell smoke.
Something's burning.
It smells terrible.
It smells awful.

I see a horse.
Somebody's riding.
It looks wonderful.
It looks beautiful.



I hear music.
Somebody's singing.
It sounds wonderful.
It sounds beautiful.

I hear English.
Somebody's speaking.
It sounds interesting.
It sounds beautiful.



Let's Learn More



A Learn the words.

CD2
44



1. pillow / soft



2. rock / hard



3. mirror / smooth



4. tree / rough



5. honey / sweet



6. lemon / sour



7. potato chip / salty



8. dark chocolate / bitter

B Ask and answer.

CD2
45

Jenny and Andy went to a day care center. They talked with the children about the senses.




How does the **mirror** feel?
The **mirror** feels **smooth**.

feel → feels
taste → tastes

C Play a game. Ask and answer.

CD2
46

Does it feel rough or smooth?
It feels rough.



D Ask your partner.

CD2
47

Which do you like better, salty food or sweet food?
I like salty food better.

1. salty food or sweet food?
2. loud music or quiet music?
3. sweet chocolate or bitter chocolate?
4. a soft pillow or a hard pillow?



A Listen and read along. Then read again.

CD2
48

Why Do Foods Taste Different?

You need two things to taste food: taste buds and a sense of smell.


Taste buds are on your tongue. They help you taste each kind of flavor. Taste buds tell you that ice cream is sweet, potato chips are salty, lemons are sour, and some dark chocolate is bitter.

Your sense of smell is important, too. It helps you taste.

Try this. Drink a glass of apple juice. It will taste sweet. Then pinch your nose closed. Drink some more juice. Now you can't taste it because you can't smell it.

New Words


taste buds flavor
sense pinch
tongue




Sweet



Sour



Salty



Bitter

B Choose the correct answer.

CD2
49

1. Where are your taste buds?
 - a. on your nose
 - b. on your tongue
2. Can you taste food when you pinch your nose?
 - a. Yes, you can.
 - b. No, you can't.

C Understand the vocabulary.

Pinch your nose closed.

What does **pinch** mean?

a.



b.



c.



D Ask your partner.

1. Why do foods taste different?
2. What's your favorite flavor? Why?

E Listen and write. Do you hear **nch** or **ch**?

CD2
50



1. pi_____



2. rea_____



3. lu_____



4. pea_____

F Learn about words. Read and write.



salt

salt + y

salty



1. rain → _____

2. snow → _____

3. cloud → _____

4. wind → _____