




Impact Series

Impact



CONVERSATION



1

KRISTEN SULLIVAN
TODD BEUCKENS

SERIES EDITOR
MICHAEL ROST



PEARSON
Longman



Printing of this document are strictly prohibited

Impact



CONVERSATION

1

**KRISTEN SULLIVAN
TODD BEUCKENS**

**SERIES EDITOR
MICHAEL ROST**



PEARSON
Longman

Printing of this document are strictly prohibited.

Published by
Pearson Longman Asia ELT

20/F Cornwall House
Taikoo Place
979 King's Road
Quarry Bay
Hong Kong

fax: +852 2856 9578
email: pearsonlongman.hk@pearson.com
www.pearsonlongman.com

and Associated Companies throughout the world.

© Pearson Education Asia Limited 2009

All rights reserved; no part of this publication may be reproduced, stored in a retrieval system, or transmitted in any form or by any means, electronic, mechanical, photocopying, recording, or otherwise without the prior written permission of the Publishers.

This book was developed for Pearson Longman Asia ELT by Lateral Communications Limited.

First published 2009

Produced by Pearson Education Asia Limited, Hong Kong

SWTC/01

PROJECT DIRECTOR: Michael Rost

PROJECT EDITOR: Allison Gray

PROJECT COORDINATOR: Keiko Kimura

ART DIRECTOR and TEXT DESIGN: Inka M. Mathew

PRODUCTION COORDINATOR: Richard Whitbread

AUDIO ENGINEER: Glenn Davidson

MUSIC: Music Bakery, Polarity Studios

WEBSITE COORDINATOR: Keiko Kimura

ILLUSTRATIONS: Hairball Design, Lala Visuals

PHOTOGRAPHS: Bananastock, Blue Moon, Brand X Pictures, Dynamic Graphics, Getty Images, Image Source, Image Zoo, Inmagine, MIXA, Photodisc, PixtalRubberball, Stockbyte.

IMPACT CONVERSATION 1

Student Book with Audio CD

ISBN 978-962-01-9933-2

IMPACT CONVERSATION 2

Student Book with Audio CD

ISBN 978-962-01-9934-9

Acknowledgements

The authors and editors of the series would like to thank the following people who provided reviews and piloting reports that aided us in developing *Impact Conversation*:

Grant Birmingham
Alexander Boutilier
Marilyn Cawley
Patrick Gorham
Jessie Huang
Francine Imrie
Mark Jones
Jaewon Jung
Steve Kawamura
Misako Kumagai
Erin LeMaistre
Camille Lu
Robyn McMurray
Ted Mishler

Midori Miyama
Hudson Morrell
Greg Nalto
Kathryn Neil
Sayako Okuno
Ted Ostis
Andrew Reimann
John Sherman
Katherine Ann Sirgey
Vicki Starfire
Tory Thorkelson
Vera Walsh
Andrew Yee

The authors would also like to thank their students who participated in the piloting of materials, particularly the students at Shimonoseki University.

We would also like to thank our colleagues at Pearson Education for their ongoing support, feedback and guidance. We especially wish to thank Rachel Wilson, Richard Whitbread, Tom Sweeney, Eric Vogt, Katherine MacKay, SunMi Ma, Jan Totty, Serene Chiu, Borys Diakonow, Michael Tom, and Steve King.

The
publisher's
policy is to use
paper manufactured
from sustainable forests

Impact Conversation offers a comprehensive learning experience and an inviting learning path — covering the areas that are crucial for any communicative language class. The course consists of 16 lively thematic units, with each unit featuring 5 different activities:

1. Conversation Starters

This opening activity is a lively exposure to *real* English. It features a variety of speakers, speaking styles, and World Englishes. The extracts, all introduced by the **Impact Conversation** hosts, Erik and Amy, feature personal, authentic content.

2. Building Fluency

This original conversation activity provides exposure to idiomatic chunks of colloquial language and practical activities for experimenting with new types of conversation.

3. Conversation Model

This visually appealing activity provides an enjoyable way to experiment with pronunciation, voice variations, and emotional expression. With its *manga* style presentation, students identify with characters in real settings, construct their own conversations, and stretch their oral language skills.

4. Let's Talk About It

This section is an inviting group activity that allows learners to communicate their own ideas. Featuring a variety of engaging activities — share-discuss, role plays, board games, and situational tasks — **Let's Talk About It** gives students a chance to activate all of the unit content and work on realistic use of language.

This section finishes with a “learning tip,” presented by the hosts Erik and Amy, to further encourage reflection, and extension of learning beyond the classroom.

5. Language Awareness

Language Awareness, presented in the Appendix, offers a grammar review and vocabulary expansion activity based on the scripts of the **Conversation Starters** activity. Language Awareness, which is done with the accompanying Self-Study CD, encourages students to tune into *spoken* English, accessing learning opportunities that aren't available in most listening exercises.

Teacher Support

To use **Impact Conversation** with your classes, we encourage you to take advantage of the Online Teacher's Manual, available for you on the **Impact Conversation** website www.impactseries.com/conversation.

The manual offers lesson plans and tips to help you make decisions that are appropriate for your students' needs and that cater to your own teaching interests and strengths. The Teacher's Manual also provides unit tests, semester tests, and final tests to help you assess your students' progress.

We hope that you will take advantage of the learning path that **Impact Conversation** provides, to create a unique learning experience for your students that is both fun and valuable.

INTRODUCTION

HOW TO USE IMPACT CONVERSATION

1 CONVERSATION STARTERS

🕒 20 minutes

Build the atmosphere of the unit

Listen to the **Impact Conversation** friends
→ easy listening — focus on main ideas

After completing this activity, students have a strong emotional connection to the topic.

Try the extra activities
→ expand listening strategies

2 BUILDING FLUENCY

🕒 15 minutes

Learn new expressions

Learn vocabulary as collocations

Practice using chunks of language

Develop grammar awareness

Now your students feel comfortable practicing functional language.

3 CONVERSATION MODEL

🕒 15 minutes

Hear a dramatic performance

Play with the language

At this point students feel confident using language in context.

Develop natural pronunciation

4 LET'S TALK ABOUT IT

🕒 20 minutes

Think and plan

Express personal ideas and feelings

Focus on improving

Summarize and comment

Students feel satisfied they have used English for real conversations.

5 LANGUAGE AWARENESS

🕒 30 minutes (homework)

Review with Self-Study CD → study the script

Expand grammar and vocabulary

Students gain confidence when they review.

**HOW TO BECOME A BETTER
SPEAKER OF ENGLISH**



SHOW YOUR
ENTHUSIASM.

SAY WHAT YOU
REALLY THINK.

USE YOUR REAL
EMOTIONS.

LISTEN
A LOT.

TAKE THE
INITIATIVE.

PRACTICE,
PRACTICE,
PRACTICE.

KEEP A SENSE
OF HUMOR.

KEEP YOUR
GOALS IN MIND.

KEEP EXPANDING
YOUR VOCABULARY.

ASK WHEN
YOU DON'T
UNDERSTAND.

SHOW
INTEREST IN
OTHER PEOPLE.

TELL
INTERESTING
STORIES.

DON'T BE AFRAID
TO MAKE MISTAKES.

LEARN POLITE
CONVERSATIONAL
PHRASES.

CONTENTS

Unit 1 – GUESS WHERE I'M FROM

INTRODUCTIONS pages 9-12

Script & Language Awareness page 81

Conversation Starters: *Where are you from?*

Friends talk about where they're from.

Building Fluency

Asking personal questions; personal information

Conversation Model

Hey, I know you. — Cut and blend sounds

Let's Talk About It: *Who are you?*

Ask and answer questions to learn more about each other.

Unit 2 – COMFY SEATS

ENTERTAINMENT pages 13-16

Script & Language Awareness page 82

Conversation Starters: *Watching Movies*

Friends talk about their movie watching preferences.

Building Fluency

Expressing preferences; verb phrases — lifestyle

Conversation Model

You really love movies, don't you? — Stress the important words

Let's Talk About It: *What do you prefer?*

Ask and answer questions about entertainment preferences.

Unit 3 – A TRIP TO THE ART GALLERY

HOBBIES pages 17-20

Script & Language Awareness page 83

Conversation Starters: *Opinions About Art*

Friends comment on various art objects.

Building Fluency

Expressing criticism; adjectives — describing things

Conversation Model

What do you think of this? — Change your voice tone

Let's Talk About It: *Which ones do you like?*

Rate and choose art works for an art exhibition.

Unit 4 – MY QUIRKY FAMILY

FAMILIES pages 21-24

Script & Language Awareness page 84

Conversation Starters: *Family Descriptions*

Friends talk about unusual family members.

Building Fluency

Asking about family; verb and adjectives phrases — behaviors & characteristics

Conversation Model

What's she like? — Blend sounds

Let's Talk About It: *What's your family like?*

Share details about your family members.

Unit 5 – SCAREPY CAT

PERSONALITY pages 25-28

Script & Language Awareness page 85

Conversation Starters: *What are you afraid of?*

Friends talk about things they are afraid of.

Building Fluency

Describing fears; nouns and verb phrases — fears

Conversation Model

I'm terrified of flying. — Stretch the sounds

Let's Talk About It: *Are you scared?*

Talk about your fears in a board game activity.

Unit 6 – THE COMMUTE

WORK pages 29-32

Script & Language Awareness page 86

Conversation Starters: *Getting to Work*

Friends talk about their commute.

Building Fluency

Complaining & dealing with complainers; adjective & verb phrases – complaining

Conversation Model

It's so boring. — Stress words for emphasis

Let's Talk About It: *What do you hate?*

Discuss "everyday complaints."

Unit 7 – A CLOSE SHAVE

EXPERIENCES pages 33-36

Script & Language Awareness page 87

Conversation Starters: *Did you hear about...?*

Friends recall close call experiences.

Building Fluency

Beginning a story; verb phrases — dangerous events

Conversation Model

Guess what happened! — Change sounds

Let's Talk About It: *What's your story?*

Create a "close shave" story based on photographs.

Unit 8 – EXCUSES, EXCUSES

HEALTH pages 37-40

Script & Language Awareness page 88

Conversation Starters: *Health Habits*

Friends talk about their good and bad health habits.

Building Fluency

Making excuses; adjective, verb and noun phrases — excuses

Conversation Model

I'm too busy. — Jump /t/ and /d/ sounds

Let's Talk About It: *How healthy are you?*

Complete a survey about your health habits and practice making excuses.

Review Unit 1

pages 41-44

CONTENTS

Unit 9 – MOVING ON

RELATIONSHIPS pages 45-48
Script & Language Awareness page 89

Conversation Starters: Breaking Up
Friends talk about moving on from failed relationships.
Building Fluency
Describing life changes; verb phrases — big life events
Conversation Model
That's too bad. — Stress words for corrections and emphasis
Let's Talk About It: What did you do after that?
Use a time line to share big life events.

Unit 10 – SHOP TILL YOU DROP

SHOPPING pages 49-52
Script & Language Awareness page 90

Conversation Starters: Going Shopping
Friends negotiate a shopping trip.
Building Fluency
Making suggestions; verb phrases — free time activities
Conversation Model
What's so bad about that? — Stress and stretch words to show feeling
Let's Talk About It: What do you do in your free time?
Share free time preferences and practice inviting.

Unit 11 – HOME SWEET HOME

TRAVEL pages 53-56
Script & Language Awareness page 91

Conversation Starters: Things You Miss
Friends talk about study experiences abroad.
Building Fluency
Expressing personal needs; noun phrases — things people miss
Conversation Model
I really miss my mom's cooking. — Don't stress short and unimportant words
Let's Talk About It: Can you live without it?
Discuss things you are attached to — could you live without them?

Unit 12 – THE LIFE OF THE PARTY

LIFESTYLE pages 57-60
Script & Language Awareness page 92

Conversation Starters: Making Plans
Friends discuss who to invite and who not to invite to social events.
Building Fluency
Passing judgement; verb phrases — negative behaviors
Conversation Model
Yeah, tell me about it! — Cut sounds
Let's Talk About It: Will you invite them?
Evaluate acceptable and unacceptable behavior.

Unit 13 – AUSSIES ARE SO COOL!

CULTURE pages 61-64
Script & Language Awareness page 93

Conversation Starters: First Impressions
Friends discuss cultural stereotypes.
Building Fluency
Agreeing and disagreeing; adjectives — describing people
Conversation Model
What makes you say that? — Use rising intonation for declarative questions
Let's Talk About It: Do you have any stereotypes?
Discuss stereotypes about your own country.

Unit 14 – WORLD'S WORST COOK

FOOD pages 65-68
Script & Language Awareness page 94

Conversation Starters: Cooking Skills
Friends talk about their cooking abilities.
Building Fluency
Expressing ability; verb phrases — common skills
Conversation Model
I'm hopeless! — Use tone for sarcasm
Let's Talk About It: Who can do it best?
Identify your abilities and create a volunteer list for a class party.

Unit 15 – LUCKY DOG

EVENTS pages 69-72
Script & Language Awareness page 95

Conversation Starters: Lucky Experiences
Friends talk about their unexpected good luck experiences.
Building Fluency
Congratulating and expressing jealousy; verb phrases — lucky events
Conversation Model
Good for you! — Use a high tone to sound friendly
Let's Talk About It: How lucky are you?
Talk about lucky and unlucky events in a board game activity.

Unit 16 – I WANT TO BE A SUPERHERO

FUTURE pages 73-76
Script & Language Awareness page 96

Conversation Starters: Goals and Dreams
Friends talk about their dream jobs.
Building Fluency
Expressing hopes and desires; adjective and verb phrases — common goals and desires
Conversation Model
In your dreams! — Stress words for emphasis
Let's Talk About It: What would you wish for?
Identify and discuss your top 5 wishes.

Review Unit 2

pages 77-80

MEET YOUR IMPACT CONVERSATION FRIENDS

