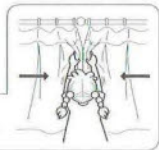


Section 9 Basic Verbs ("うごき" あらわ を表すことば)

 Look at the underlined words. They are called "verbs". Let's read.
(下の線のことは"うごき"を表すことばだよ。読んでみよう)




I open the box.



I close the curtains.



I sit down.



I stand up.



Trace the verbs below. Then match them to the correct pictures.

(次の英文の点線のことばをなぞってから、あてはまる絵と線をむすぼう)

① I open the box.

•

•



② I close the curtains.

•

•



③ I sit down.

•

•



④ I stand up.

•

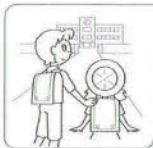
•





Look at the underlined words. They are called "verbs". Let's read.

した げん せつ べん ことば
(下の線のことは"うごき"を表すことばだよ。読んでみよう)



I go to school.



I swim to school.



I walk to school.



I run to school.



Trace the verbs below. Then match them to the correct pictures.

つぎ えいごの てんせん のことばを なぞって から、あてはまる 絵と 線を むすぼう
(次の英文の点線のことばをなぞってから、あてはまる絵と線をむすぼう)

① I go to school.

•

•



② I swim to school.

•

•



③ I run to school.

•

•



④ I walk to school.

•

•





Look at the underlined words. They are called "verbs". Let's read.

(下の線のことは"うごき"を表すことばだよ。読んでみよう)



I catch a ball.



I throw a ball.



I pull the dog.



I push the button.



Trace the verbs below. Then match them to the correct pictures.

(次の英文の点線のことはをなぞってから、あてはまる絵と線をむすぼう)

① I pull the dog.

•



② I push the button.

•



③ I catch a ball.

•



④ I throw a ball.

•





Look at the underlined words. They are called "verbs". Let's read.

(下の線のことは“うごき”を表すことばだよ。読んでみよう)



I cook lunch.



I eat lunch.




I drink water.



I cut the paper.



I sing in the room.



I sleep in the room.



Trace the verbs below. Then match them to the correct pictures.

(次の英文の点線のことはをなぞってから、あてはまる絵と線をむすぼう)

① I cut the paper.

② I eat lunch .

③ I sing in the room.

④ I cook lunch.

⑤ I drink water.

⑥ I sleep in the room.





Look at the sentences. Write the number of the verb for each picture on the lines.

つぎ えいごん ぬいご ぶん ほんごう い かんけい ぶん よ
 (次の英文の _____ に合うことばを _____ から選んで番号を入れ、完成した文を読んでみよう!)

(1) push

①



I _____ the button.

(2) sleep

②



I _____ water.

(3) drink

③



I _____ in the room.

(4) throw

④



I _____ a ball.





Look at the sentences. Write the number of the verb for each picture on the lines.

(次の英文の _____ に合うことばを から選んで番号を入れ、完成した文を読みましょう!)

(1) run

①



I _____ the paper.

(2) go

②



I _____ in the park.

(3) cut

③



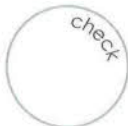
I _____ lunch.

(4) eat

④



I _____ to school.





Look at the sentences. Write the number of the verb for each picture on the lines.

(次の英文の つぎ まごいぶん _____ に合うことばを あ から えら び ばんごう い かんが い さん ま から選んで番号を入れ、完成した文を読んでみよう!)

(1) sit

①



I _____ the dog.

(2) pull

②



I _____ down.

(3) close

③



I _____ a ball.

(4) catch

④



I _____ the curtains.



スペシャル問題!!

Act it out!



Read the sentences. Have the students act them out.
せんせい (先生の指示にしたがって動いてみよう! うご できたら先生からチェックしてもらってね!)

① Please **open** the window.

② Please **run** in the room.

③ Please **pull** your bag.

④ Please **sing** a song.

⑤ Please **cook** lunch.

いっぱいあるけど
できるかな?



check

スペシャル問題!!

Act it out!

Read the sentences. Have the students act them out.
(先生の指示にしたがって動いてみよう! できたら先生からチェックしてもらってね!)

① Please **sit** down.

② Please **throw** a towel.

③ Please **cut** the paper.

④ Please **catch** the eraser.

⑤ Please **close** the curtains.

いっはいあるけど
できるかな?



check

スペシャル問題!!

Act it out!



Read the sentences. Have the students act them out.

せんせい しじ うご
(先生の指示にしたがって動いてみよう! できたら先生からチェックしてもらってね!)

- ① Please **drink** water.
- ② Please **push** your friend.
- ③ Please **eat** lunch.
- ④ Please **walk** in the room.
- ⑤ Please **sleep** in the room.
- ⑥ Please **stand** up.

いっぱいあるけど
できるかな?



check