

Section 7 Basic Prepositions (『ばしょ』をあらわすことば)

 Write the correct Japanese on the lines.

(「うさぎ」はどこにいる? 日本語の線のところに「うさぎ」のいる「ばしょ」を書いてみよう)



It is **on** the hat.

うさぎはどこにいる? ⇨ ぼうしの _____ にいます。



It is **in** the hat.

うさぎはどこにいる? ⇨ ぼうしの _____ にいます。



It is **under** the hat.

うさぎはどこにいる? ⇨ ぼうしの _____ にいます。

on → ^{うえ}上 / in → ^{なか}中 / under → ^{した}下 ということ。



Where's the apple? Let's practice writing the words.

(絵を見て「りんご」はどこにあるかな? 書く練習もしようね)



It is **on** the table.

on on



It is **in** the basket.

in in



It is **under** the chair.

under under



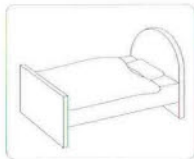
Where's the ball? Read the sentences and draw a ball in each picture.

(絵を見て「ボール」はどこにあるかな? 文を読んでボールを絵の中に描いてみよう)

① A ball is **under** the table. →



② A ball is **on** the bed. →



③ A ball is **in** the basket. →





Where's the apple? Read the sentences and draw an apple in the pictures.

(絵を見て「りんご」はどこにあるかな? 文を読んでりんごを絵の中に描いてみよう)


① An apple is the table.



② An apple is the basket.



③ An apple is the tree.






Where are they? Look at the pictures and circle the best word.

「りんご」や「動物」はどこにいるかな? どうぶつ え あ いちばん あ こと は えら 絵を見て一番合う言葉を選び○をつけてね

①



They are $\left(\begin{array}{c} \text{on} \\ \text{in} \\ \text{under} \end{array} \right)$ the tree.

②




It is $\left(\begin{array}{c} \text{on} \\ \text{in} \\ \text{under} \end{array} \right)$ the cage.

③



They are $\left(\begin{array}{c} \text{on} \\ \text{in} \\ \text{under} \end{array} \right)$ the basket.

 Where are they? Look at the pictures and circle the best word.

「りんご」や「動物」はどこにいるかな? りんご どうぶつ え み い ばん あ う ご ば え ら
絵を見て一番合う言葉を選び()をつけてね)

①



It is $\left(\begin{array}{c} \text{on} \\ \text{in} \\ \text{under} \end{array} \right)$ the hat.

②



They are $\left(\begin{array}{c} \text{on} \\ \text{in} \\ \text{under} \end{array} \right)$ the plate.

③



It is $\left(\begin{array}{c} \text{on} \\ \text{in} \\ \text{under} \end{array} \right)$ the chair.



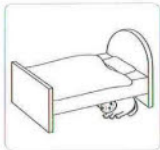
Look at the pictures. Choose the best word for each picture from the and write it on the line. Then read the sentences.

絵を見て、それが「どこ」にあるか から選び線の上を書いてみよう！それから英文を読んでみよう！

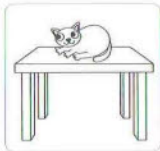
Where is it? (それはどこにあるの?)



→ It is _____ the box.



→ It is _____ the bed.



→ It is _____ the table.

on

in

under



Look at the pictures. Choose the best word for each picture from the and write it on the line. Then read the sentences.

絵を見て、それが「どこ」にあるか から選び線の上を書いてみよう！ それから英文を読んでみよう！

Where are they? (それらはどこにあるの?)

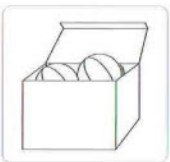
on
in
under



→ They are _____ the slide.



→ They are _____ the bed.



→ They are _____ the box.



Say it!

Look at the pictures. Choose the best word for each picture from the and write it on the line. Then read the sentences.

絵を見て、それが「どこ」にあるか から選び線の上に書いてみよう! それから英文を読んでみよう!

①



Where is it?

It is _____ the box.



on

in

under

②



Where are they?

They are _____ the bed.



③



Where is it?

It is _____ the table.



『where』は“ばしょ”を
聞くときに使う言葉で
“どこ?”だよ!

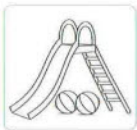




Look at the pictures. Choose the best word for each picture from the and write it on the line. Then read the sentences.

絵を見て、それが「どこ」にあるか から選び線の上を書いてみよう！それから英文を読んでみよう！

①



Where are they?

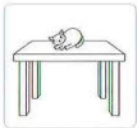
They are _____ the slide.

on

in

under

②



Where is it?

It is _____ the table.

③



Where are they?

They are _____ the bowl.

「where」は

「ばしょ」を聞くときに
つかう言葉で

「どこ？」だよ！





Let's practice using "on" "in" "under".

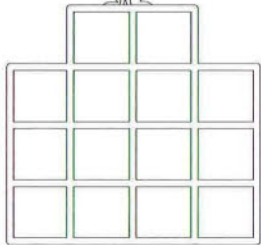
『on』『in』『under』を使って言ってみよう




① どこにいるの?
【例】 It is in the box.



② どこにいるの?
It is



③ どこにいるの?
It is



④ どこにいるの?
They are

