

# Answer Key

Name \_\_\_\_\_

### Tracing and Coloring

Directions: Trace the dotted lines to finish the picture. Then, color the picture.

Start here.

6

Name \_\_\_\_\_

### Tracing and Coloring

Directions: Trace the dotted lines to finish the picture. Then, color the picture.

Start here.

7

Name \_\_\_\_\_

### Left to Right

Directions: Trace each dotted line from left to right.

8

Name \_\_\_\_\_

### Same

Directions: Circle the two pictures in each row that are the same.

9

# Answer Key

Name \_\_\_\_\_

### Different

Directions: Draw an X through the picture that is different in each row.

10

Name \_\_\_\_\_

### Letter Aa

Directions: Circle the letters that are the same in each row.

Directions: Circle the letter a in each word.

11

Name \_\_\_\_\_

### The Sound of Short a

Directions: Trace and write the letters A and a.

Directions: Say the name of each picture. Circle each picture whose name begins with the same sound you hear at the beginning of **apple**.

12

Name \_\_\_\_\_

### The Sound of Short a

Directions: Say the name of each picture. Circle each picture whose name has the same middle sound you hear in the middle of **hat**.

Directions: Circle the picture whose name rhymes with **hat**.

13




# Answer Key

Name \_\_\_\_\_

## Letter Bb




Directions: Circle the letters that are the same in each row.

Bb  bee

(B) L (B) M (B)

(b) (b) f (b) t

Directions: Circle the letter b in each word.


(b)b (b)anana web(b)

14

Name \_\_\_\_\_

## The Sound of b

Directions: Trace and write the letters B and b.

 bee

B B B B B

b b b b b b

Directions: Say the name of each picture. Circle each picture whose name begins with the same sound you hear at the beginning of bee.

15

Name \_\_\_\_\_

## The Sound of b

Bb  bee

Directions: Say the name of each picture. Write the letter b below each picture whose name begins with the sound of b.

b           b

Directions: Draw a picture of something whose name begins with the sound of b.


Pictures will vary.

16

Name \_\_\_\_\_

## Letter Cc




Directions: Circle the letters that are the same in each row.

Cc  cat

G (C) O (C) (C)

(c) o n (c) (c)

Directions: Circle the letter c in each word.

(c)oat lock (c)arrot

17

# Answer Key

Name \_\_\_\_\_

## The Sound of c

Directions: Trace and write the letters **C** and **c**.

cat

Directions: Say the name of each picture. Circle each picture whose name begins with the same sound you hear at the beginning of **cat**.

18

Name \_\_\_\_\_

## The Sound of c

Cc  
cat

Directions: Say the name of each picture. Write the letter **c** below each picture whose name begins with the sound of **c**.

Directions: Draw a picture of something whose name begins with the sound of **c**.

Pictures will vary.

19

Name \_\_\_\_\_

## Letter Dd

Directions: Circle the letters that are the same in each row.

Dd deer

D D D O B

g d h d d

Directions: Circle the letter **d** in each word.

door desk bed

20

Name \_\_\_\_\_

## The Sound of d

Directions: Trace and write the letters **D** and **d**.

deer

Directions: Say the name of each picture. Circle each picture whose name begins with the same sound you hear at the beginning of **deer**.


21






# Answer Key

Name \_\_\_\_\_

## The Sound of d

Dd  deer

Directions: Say the name of each picture. Write the letter **d** below each picture whose name begins with the sound of **d**.

Directions: Draw a picture of something whose name begins with the sound of **d**.


*Pictures will vary.*

22

Name \_\_\_\_\_

## Letter Ee




Directions: Circle the letters that are the same in each row.

Ee  egg

E  F  B  E  E

v  e  e  a  e

Directions: Circle the letter **e** in each word.


elephant  desk  elbow

23

Name \_\_\_\_\_

## The Sound of Short e





Directions: Trace and write the letters **E** and **e**.





 egg

Directions: Say the name of each picture. Circle each picture whose name begins with the same sound you hear at the beginning of **egg**.





24





Name \_\_\_\_\_


## The Sound of Short e




Ee **10**  
ten

Directions: Say the name of each picture. Circle each picture whose name has the same middle sound you hear in the middle of **ten**.

Directions: Circle the picture whose name rhymes with .

25

# Answer Key

Name \_\_\_\_\_

### Vowel Review: Short a and Short e

Directions: Draw an X through the picture whose name does **not** begin with the vowel printed at the beginning of each row.

a

e

Directions: In each row, draw an X through the picture whose name does **not** have the same vowel sound as the names of the other pictures.

26

Name \_\_\_\_\_

### Letter Ff

Directions: Circle the letters that are the same in each row.

Ff fox

F L H F F

a f f t f

Directions: Circle the letter f in each word.

5

fish five leaf

27

Name \_\_\_\_\_

### The Sound of f

Directions: Trace and write the letters F and f.

fox

F F F F F

f f f f f f f

Directions: Say the name of each picture. Circle each picture whose name begins with the same sound you hear at the beginning of fox.

4

5

28

Name \_\_\_\_\_

### The Sound of f

Ff fox

Directions: Say the name of each picture. Write the letter f below each picture whose name begins with the sound of f.

f f

Directions: Draw a picture of something whose name begins with the sound of f.

Pictures will vary.

29



# Answer Key

Name \_\_\_\_\_

## Consonant Review: B, C, D, F


Directions: Draw a line to match each picture name to the letter that shows its beginning sound.

30

Name \_\_\_\_\_

## Letter Gg

Directions: Circle the letters that are the same in each row.

Gg  goose

F G G C G

g j g g y

Directions: Circle the letter g in each word.

rug gas girl

31

Name \_\_\_\_\_

## The Sound of g

Directions: Trace and write the letters G and g.


goose

Directions: Say the name of each picture. Circle each picture whose name begins with the same sound you hear at the beginning of **goose**.

32

Name \_\_\_\_\_

## The Sound of g

Gg  goose

Directions: Say the name of each picture. Write the letter g below each picture whose name begins with the sound of g.

g

Directions: Draw a picture of something whose name begins with the sound of g.

Pictures will vary.


33

# Answer Key

Name \_\_\_\_\_

## Letter Hh




Directions: Circle the letters that are the same in each row.

Hh  house

H H H I L

h l h d h

Directions: Circle the letter h in each word.


hat ham brush

34

Name \_\_\_\_\_

## The Sound of h


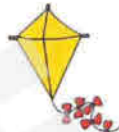


Directions: Trace and write the letters H and h.





 house

H H H H H

h h h h h

Directions: Say the name of each picture. Circle each picture whose name begins with the same sound you hear at the beginning of house.


   




35

Name \_\_\_\_\_

## The Sound of h

Hh  house

Directions: Say the name of each picture. Write the letter h below each picture whose name begins with the sound of h.

\_\_\_\_\_ h \_\_\_\_\_

Directions: Draw a picture of something whose name begins with the sound of h.


Pictures will vary.

36

Name \_\_\_\_\_

## Letter Ii




Directions: Circle the letters that are the same in each row.

Ii  ink

I T H I I

i i i t r

Directions: Circle the letter I in each word.

igloo bib insects

37



# Answer Key

Name \_\_\_\_\_

## The Sound of Short i

Directions: Trace and write the letters I and I.

Directions: Say the name of each picture. Circle each picture whose name begins with the same sound you hear at the beginning of ink.

38

Name \_\_\_\_\_

## The Sound of Short i

Directions: Say the name of each picture. Circle each picture whose name has the same middle sound you hear in the middle of pig.

Directions: Circle the picture whose name rhymes with pig.

39

Name \_\_\_\_\_

## Letter Jj

Directions: Circle the letters that are the same in each row.

Directions: Circle the letter J in each word.

40

Name \_\_\_\_\_

## The Sound of j

Directions: Trace and write the letters J and j.


Directions: Say the name of each picture. Circle each picture whose name begins with the same sound you hear at the beginning of jacks.

41

# Answer Key

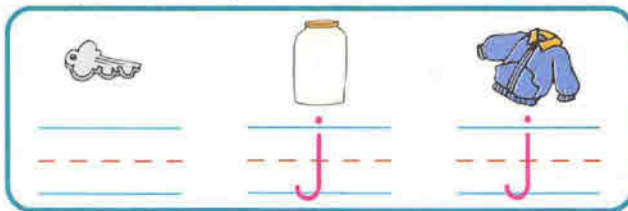
Name \_\_\_\_\_

## The Sound of j



Jj jacks

**Directions:** Say the name of each picture. Write the letter j below each picture whose name begins with the sound of j.



**Directions:** Draw a picture of something whose name begins with the sound of j.


Pictures will vary.

42

Name \_\_\_\_\_

## Letter Kk

**Directions:** Circle the letters that are the same in each row.

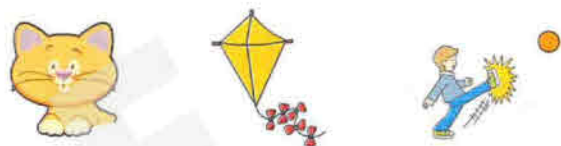


Kk key

R K K N K

t k l k k

**Directions:** Circle the letter k in each word.




kitten kite kick

43

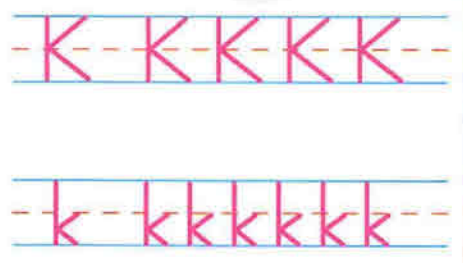
Name \_\_\_\_\_

## The Sound of k


**Directions:** Trace and write the letters K and k.



key




**Directions:** Say the name of each picture. Circle each picture whose name begins with the same sound you hear at the beginning of key.



44


Name \_\_\_\_\_

## The Sound of k



Kk key

**Directions:** Say the name of each picture. Write the letter k below each picture whose name begins with the sound of k.



**Directions:** Draw a picture of something whose name begins with the sound of k.

Pictures will vary.

45



# Answer Key

Name \_\_\_\_\_

## Consonant Review: G, H, J, K

Directions: Draw a line to match each picture name to the letter that shows its beginning sound.

g  
h  
j  
k

46

Name \_\_\_\_\_

## Letter LI

Directions: Circle the letters that are the same in each row.

LI leaf

I J L L L

l b l l d

Directions: Circle the letter l in each word.

lion apple log

47

Name \_\_\_\_\_

## The Sound of l

Directions: Trace and write the letters L and l.

leaf

Directions: Say the name of each picture. Circle each picture whose name begins with the same sound you hear at the beginning of leaf.

48

Name \_\_\_\_\_

## The Sound of l

LI leaf

Directions: Say the name of each picture. Write the letter l below each picture whose name begins with the sound of l.

Directions: Draw a picture of something whose name begins with the sound of l.

Pictures will vary.


49

# Answer Key

Name \_\_\_\_\_

## Letter Mm




Directions: Circle the letters that are the same in each row.

Mm  moon

W M M H M

h m w m m

Directions: Circle the letter m in each word.


 mouse  ham  game

50

Name \_\_\_\_\_

## The Sound of m









Directions: Trace and write the letters M and m.

 moon

M M M M M

m m m m m


Directions: Say the name of each picture. Circle each picture whose name begins with the same sound you hear at the beginning of moon.




51

Name \_\_\_\_\_

## The Sound of m

Mm  moon

Directions: Say the name of each picture. Write the letter m below each picture whose name begins with the sound of m.

m m m

Directions: Draw a picture of something whose name begins with the sound of m.


Pictures will vary.

52

Name \_\_\_\_\_

## Letter Nn




Directions: Circle the letters that are the same in each row.

Nn  nurse

M N N V N

n m n n u

Directions: Circle the letter n in each word.

 nest  pen  paint

53




# Answer Key

Name \_\_\_\_\_


## The Sound of n

Directions: Trace and write the letters N and n.



nurse


Directions: Say the name of each picture. Circle each picture whose name begins with the same sound you hear at the beginning of nurse.




54

Name \_\_\_\_\_

## The Sound of n

Nn  nurse

Directions: Say the name of each picture. Write the letter n below each picture whose name begins with the sound of n.



Directions: Draw a picture of something whose name begins with the sound of n.


Pictures will vary.

55

Name \_\_\_\_\_

## Letter Oo


Directions: Circle the letters that are the same in each row.

Oo  ostrich

Q C O O O

U O O C O

Directions: Circle the letter o in each word.



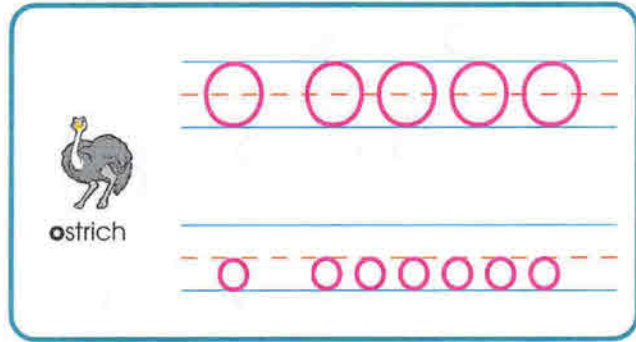
octopus top book

56

Name \_\_\_\_\_

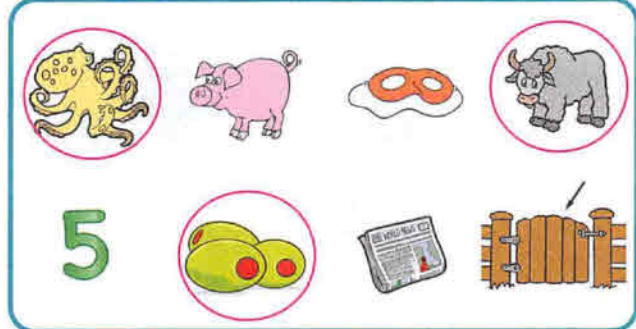
## The Sound of Short o

Directions: Trace and write the letters O and o.



ostrich

Directions: Say the name of each picture. Circle each picture whose name begins with the same sound you hear at the beginning of ostrich.

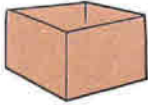


57


# Answer Key


Name \_\_\_\_\_


## The Sound of Short o

Oo  box

Directions: Say the name of each picture. Circle each picture whose name has the same middle sound you hear in the middle of **box**.



Directions: Circle the picture whose name rhymes with .










58

Name \_\_\_\_\_





## Vowel Review: Short i and Short o





Directions: Draw an X through the picture whose name does **not** begin with the vowel printed at the beginning of each row.

i    

o   

Directions: In each row, draw an X through the picture whose name does **not** have the same vowel sound as the names of the other pictures.


   

59

Name \_\_\_\_\_

## Letter Pp


Directions: Circle the letters that are the same in each row.

Pp  pumpkin

R P P B P

p p j p q

Directions: Circle the letter **p** in each word.




pig mop puppet

60

Name \_\_\_\_\_

## The Sound of p

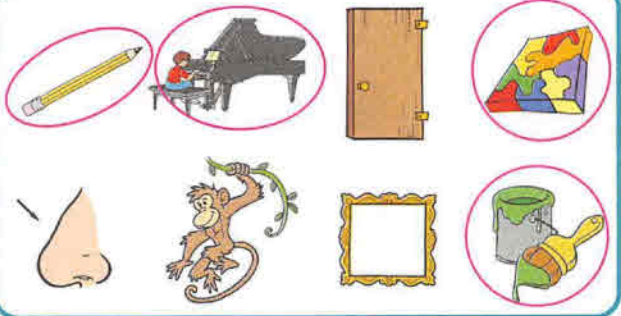
Directions: Trace and write the letters P and p.

 pumpkin

P P P P P

p p p p p p p p

Directions: Say the name of each picture. Circle each picture whose name begins with the same sound you hear at the beginning of **pumpkin**.




61






# Answer Key

Name \_\_\_\_\_

## The Sound of p

Pp  pumpkin

Directions: Say the name of each picture. Write the letter **p** below each picture whose name begins with the sound of **p**.

Directions: Draw a picture of something whose name begins with the sound of **p**.





Pictures will vary.

62

Name \_\_\_\_\_

## Consonant Review: L, M, N, P

Directions: Draw a line to match each picture name to the letter that shows its beginning sound.


l  
m  
n  
p

63

Name \_\_\_\_\_

## Letter Qq




Directions: Circle the letters that are the same in each row.

Qq  queen

Q Q D O Q

q p j q q

Directions: Circle the letter **q** in each word.


quilt      quarter      quack

64

Name \_\_\_\_\_

## The Sound of qu









Directions: Trace and write the letters **Qu** and **qu**.



Qu Qu Qu

qu qu qu qu

Directions: Say the name of each picture. Circle each picture whose name begins with the same sound you hear at the beginning of **queen**.


   
   

65


# Answer Key


Name \_\_\_\_\_


## The Sound of qu

Qu qu  queen

Directions: Say the name of each picture. Write the letters **qu** below each picture whose name begins with the sound of **qu**.

  
 \_\_\_\_\_  
 - - - -  
 \_\_\_\_\_

  
 \_\_\_\_\_  
 - - - -  
 qu

  
 \_\_\_\_\_  
 - - - -  
 qu

Directions: Draw a picture of something whose name begins with the sound of **qu**.


Pictures will vary.

66

Name \_\_\_\_\_

## Letter Rr


Directions: Circle the letters that are the same in each row.


Rr  rainbow


P R R B R

r m r h r

Directions: Circle the letter **r** in each word.

  
 (r)ose

  
 bea(r)


  
 yar(n)

67

Name \_\_\_\_\_

## The Sound of r

Directions: Trace and write the letters **R** and **r**.


 rainbow
 


R R R R R R


---


r r r r r r r r


Directions: Say the name of each picture. Circle each picture whose name begins with the same sound you hear at the beginning of **rainbow**.






















68


Name \_\_\_\_\_


## The Sound of r

Directions: Say the name of each picture. Write the letter **r** below each picture whose name begins with the sound of **r**.

Rr  rainbow

  
 \_\_\_\_\_  
 - - - -  
 r

  
 \_\_\_\_\_  
 - - - -  
 r

  
 \_\_\_\_\_  
 - - - -  
 \_\_\_\_\_

Directions: Draw a picture of something whose name begins with the sound of **r**.

Pictures will vary.

69




# Answer Key

Name \_\_\_\_\_

## Letter Ss




Directions: Circle the letters that are the same in each row.

Ss  seal

S S G Z S

e s z s s

Directions: Circle the letter s in each word.


sun hose grass

70

Name \_\_\_\_\_

## The Sound of s





Directions: Trace and write the letters S and s.





 seal

S S S S S

s s s s s s s

Directions: Say the name of each picture. Circle each picture whose name begins with the same sound you hear at the beginning of seal.


   




71

Name \_\_\_\_\_

## The Sound of s

Ss  seal

Directions: Say the name of each picture. Write the letter s below each picture whose name begins with the sound of s.

s s s

Directions: Draw a picture of something whose name begins with the sound of s.


Pictures will vary.

72

Name \_\_\_\_\_

## Letter Tt




Directions: Circle the letters that are the same in each row.

Tt  tiger

T T T Y L

l t h t t

Directions: Circle the letter t in each word.

tent cat bottle

73

# Answer Key

Name \_\_\_\_\_

## The Sound of t

Directions: Trace and write the letters T and t.


tiger

Directions: Say the name of each picture. Circle each picture whose name begins with the same sound you hear at the beginning of tiger.

74

Name \_\_\_\_\_

## The Sound of t

Tt  tiger

Directions: Say the name of each picture. Write the letter t below each picture whose name begins with the sound of t.

Directions: Draw a picture of something whose name begins with the sound of t.

*Pictures will vary.*

75

Name \_\_\_\_\_

## Consonant Review: Q, R, S, T


Directions: Draw a line to match each picture name to the letter that shows its beginning sound.

76

Name \_\_\_\_\_

## Letter Uu

Directions: Circle the letters that are the same in each row.

Uu  umpire

J U U O U

u c u u n

Directions: Circle the letter u in each word.

77



# Answer Key

Name \_\_\_\_\_

## The Sound of Short u

Directions: Trace and write the letters U and u.

umpire

Directions: Say the name of each picture. Circle each picture whose name begins with the same sound you hear at the beginning of umpire.

78

Name \_\_\_\_\_

## The Sound of Short u

Uu rug

Directions: Say the name of each picture. Circle each picture whose name has the same middle sound you hear in the middle of rug.

Directions: Circle the picture whose name rhymes with drum.

79

Name \_\_\_\_\_

## Vowel Review: Short u

Directions: Write the letter u next to each picture that begins with the short u sound.

10 \_\_\_\_\_ \_\_\_\_\_ u

\_\_\_\_\_ u \_\_\_\_\_ \_\_\_\_\_

\_\_\_\_\_ u \_\_\_\_\_ \_\_\_\_\_ u

Directions: Circle each picture whose name has the same middle sound as mug.

80

Name \_\_\_\_\_

## Letter Vv

Directions: Circle the letters that are the same in each row.

Vv violin

V N V X V

U V Z V V

Directions: Circle the letter v in each word.

vase dive vine


81

# Answer Key

Name \_\_\_\_\_


## The Sound of v

Directions: Trace and write the letters **V** and **v**.



violin


Directions: Say the name of each picture. Circle each picture whose name begins with the same sound you hear at the beginning of **violin**.



82


Name \_\_\_\_\_

## The Sound of v




violin

Directions: Say the name of each picture. Write the letter **v** below each picture whose name begins with the sound of **v**.



Directions: Draw a picture of something whose name begins with the sound of **v**.




83

Name \_\_\_\_\_


## Letter Ww

Directions: Circle the letters that are the same in each row.



wagon

Directions: Circle the letter **w** in each word.



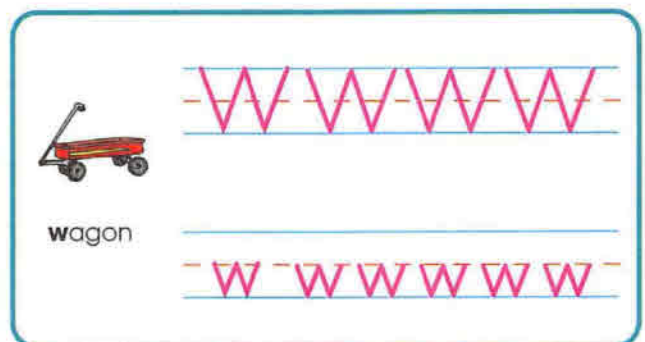
watch window yawn

84

Name \_\_\_\_\_

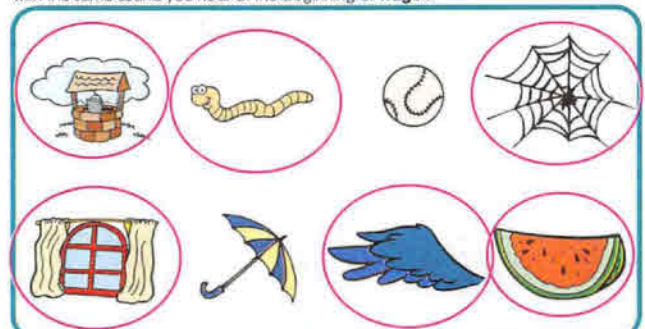
## The Sound of w

Directions: Trace and write the letters **W** and **w**.



wagon

Directions: Say the name of each picture. Circle each picture whose name begins with the same sound you hear at the beginning of **wagon**.




85




# Answer Key


Name \_\_\_\_\_


## The Sound of w

Ww  wagon

Directions: Say the name of each picture. Write the letter **w** below each picture whose name begins with the sound of **w**.

 \_\_\_\_\_  
w

 \_\_\_\_\_

 \_\_\_\_\_  
w

Directions: Draw a picture of something whose name begins with the sound of **w**.


*Pictures will vary.*

86

Name \_\_\_\_\_

## Letter Xx

Directions: Circle the letters that are the same in each row.

Xx  box

X Y X Z X

x x t y x

Directions: Circle the letter **x** in each word.


6 fox ax

87

Name \_\_\_\_\_

## The Sound of x





Directions: Trace and write the letters **X** and **x**.





 box

X X X X X

x x x x x x

Directions: Say the name of each picture. Circle each picture whose name **ends** with the same sound you hear at the end of **box**.


   


88


Name \_\_\_\_\_


## The Sound of x

Xx  box

Directions: Say the name of each picture. Write the letter **x** below each picture whose name **ends** with the sound of **x**.

 \_\_\_\_\_  
x

 \_\_\_\_\_  
x

 \_\_\_\_\_

Directions: Draw a picture of something whose name **ends** with the sound of **x**.

*Pictures will vary.*


89

# Answer Key

Name \_\_\_\_\_

## Letter Yy




Directions: Circle the letters that are the same in each row.

Yy  yo-yo

Y Y K T Y

y w v y y

Directions: Circle the letter y in each word.


yard yarn boy

90

Name \_\_\_\_\_

## The Sound of y





Directions: Trace and write the letters Y and y.





 yo-yo

Y Y Y Y Y

y y y y y y

Directions: Say the name of each picture. Circle each picture whose name begins with the same sound you hear at the beginning of yo-yo.


   




91

Name \_\_\_\_\_

## The Sound of y

Yy  yo-yo

Directions: Say the name of each picture. Write the letter y below each picture whose name begins with the sound of y.

y

Directions: Draw a picture of something whose name begins with the sound of y.


Pictures will vary.

92

Name \_\_\_\_\_

## Letter Zz




Directions: Circle the letters that are the same in each row.

Zz  zebra

I Z N Z Z

W Z Z S Z

Directions: Circle the letter z in each word.

zoo zipper puzzle

93

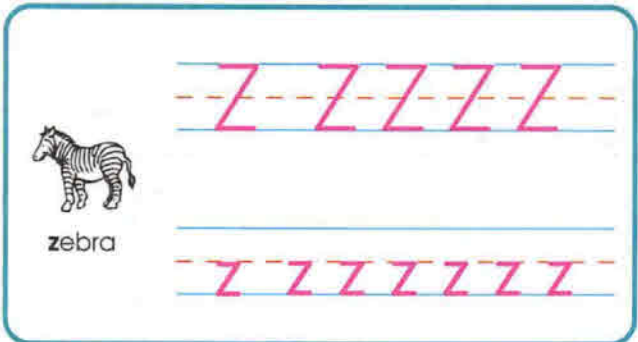


# Answer Key

Name \_\_\_\_\_

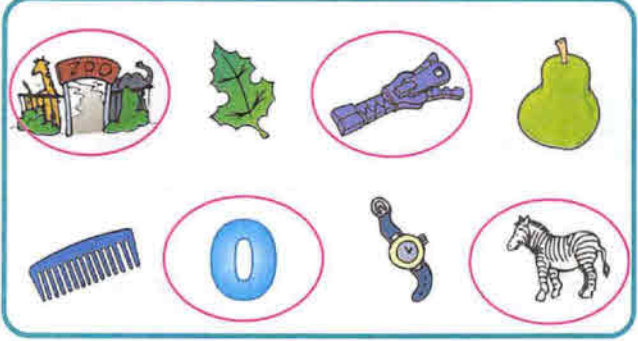
## The Sound of z

Directions: Trace and write the letters Z and z.



zebra


Directions: Say the name of each picture. Circle each picture whose name begins with the same sound you hear at the beginning of zebra.



94


Name \_\_\_\_\_

## The Sound of z



zebra

Directions: Say the name of each picture. Write the letter z below each picture whose name begins with the sound of z.



Directions: Draw a picture of something whose name begins with the sound of z.

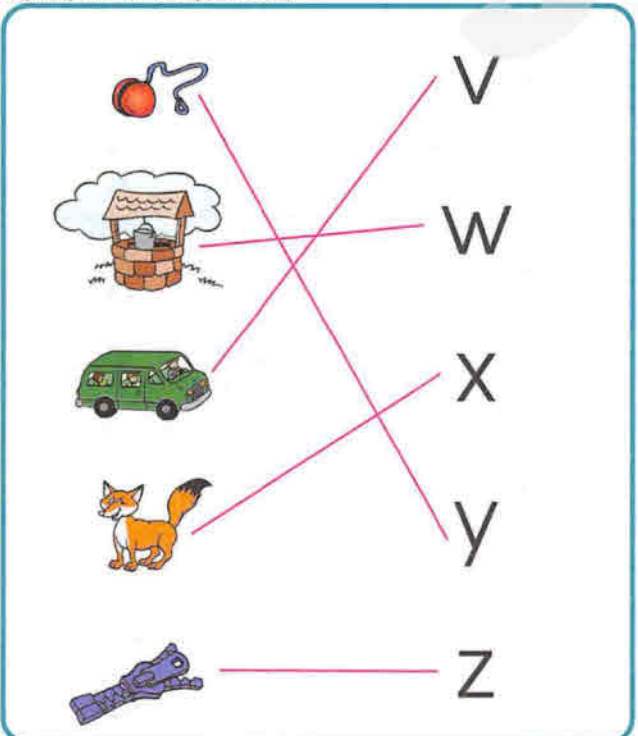
Pictures will vary.

95

Name \_\_\_\_\_

## Consonant Review: V, W, X, Y, Z

Directions: Draw a line to match each picture name to the letter that shows its beginning sound (or ending sound for x).




96

Name \_\_\_\_\_

## Consonant Check-Up

Directions: Write the letter or letters that show the beginning sound of each picture name.












97

# Answer Key

Name \_\_\_\_\_

## Consonant Check-Up

Directions: Write the letter that shows the beginning sound of each picture name.





















		
g	g	c
		
b	p	s
		
r	y	d

98

Name \_\_\_\_\_

## Vowel Check-Up

Directions: Circle the pictures in each row whose names have the same beginning vowel sound.

99

Name \_\_\_\_\_

## Matching Letters

Directions: In each row, circle the letter that is the same as the first letter in the row.

G	O	R	G	B
M	T	P	Y	M
R	N	B	R	I
B	B	O	Y	P
W	A	M	W	B
J	U	C	J	B
T	T	I	L	E

100

Name \_\_\_\_\_

## Matching Letters

Directions: In each row, circle the letter that is the same as the first letter in the row.

a	m	a	h	c
d	t	o	d	r
k	w	d	t	k
f	h	t	p	f
q	q	o	g	m
c	o	z	c	g
s	w	s	m	a

101



# Answer Key

Name \_\_\_\_\_

## Recognizing Letters

Directions: In each row, circle the letters that go with the first letter in the row.

S	p	s	t	s
f	T	O	F	F
j	J	G	O	J
O	b	o	o	m
P	p	s	t	p
I	z	i	t	i
m	A	M	N	M

102

Name \_\_\_\_\_

## Recognizing Letters

Directions: In each row, circle the letters that go with the first letter in the row.

















c	C	L	C	O
K	k	p	h	k
t	N	T	T	Z
Y	y	y	z	f
U	u	o	u	n
W	t	w	u	w
v	V	A	B	V

103

Name \_\_\_\_\_

## Beginning Sounds

Directions: Say the name of each picture. In each row, circle the pictures whose names begin with the same sound as the first picture in the row.

















			
			
			
			

104

Name \_\_\_\_\_

## Beginning Sounds

Directions: Say the name of each picture. In each row, circle the pictures whose names begin with the same sound as the first picture in the row.

















105

# Answer Key

Name \_\_\_\_\_

### Ending Sounds

Directions: Say the name of each picture. In each row, circle the pictures whose names **end** with the same sound as the first picture in the row.

















			
			
			
			

106

Name \_\_\_\_\_

### Ending Sounds

Directions: Say the name of each picture. In each row, circle the pictures whose names **end** with the same sound as the first picture in the row.
















			
			
			
			

107

Name \_\_\_\_\_

### Short Vowels

Directions: Look at the letter and name the pictures in each row. Circle each picture whose name has the same short vowel sound the letter makes.

a			
e			
i			
o			
u			

108

Name \_\_\_\_\_

### Review: ABC Order

Directions: Trace the letters and write the missing letters to complete the alphabet.

a	b	c	d	e	
f	g	h	i	j	
k	l	m	n	o	
p	q	r	s	t	
u	v	w	x	y	z

109



# Answer Key

Name \_\_\_\_\_

## ABC Order

**Directions:** Trace the letters in each box. Write the missing letters in the blanks. The letters within each box should be in ABC order.

Each letter has its own place in the alphabet.

a b c d e f g h i j k l m  
n o p q r s t u v w x y z

m n o p t u v w

a b c d c d e f

w x y z p q r s

j k l m f g h i

110

SAMPLE