

# Trash House



## 1. Read the story

Look at the pictures on these pages.  
What is the story about? Now read it.

KINGMAN, ARIZ., USA <sup>1</sup>As the earth gets more crowded, the mountains of trash in every town and city are growing. What should we do with all this junk\*? <sup>2</sup>Sharon and Jack Ehrhardt are helping to solve the problem. Their house is made of trash. They collected most of the building materials for the house themselves—for free! <sup>3</sup>The outside walls are made of about 1,000 used tires that were filled with dirt and then covered with plaster\*\*. <sup>4</sup>The inside walls consist of old cans and glass bottles, which are covered with a coat of dirt and mud. <sup>5</sup>The thick walls make the home extremely strong. Since they move as the

earth moves, the house can't be damaged in an earthquake.

<sup>6</sup>The couple gets electricity from the sun. They collect rainwater for taking baths and washing clothes and dishes. <sup>7</sup>The back of the house is buried under a small hill, which helps to keep it cool in the summer. <sup>8</sup>The Ehrhardts are delighted with their earth-friendly home, called an "Earthship." Earthships are becoming more and more popular with people who are tired of trash.

\*junk: things that are not important or useful  
\*\*plaster: something that is used to cover walls; it becomes hard when it is dry

## NEW WORDS

city *n*

solve *v*

collect *v*

building material *n*

tire *n*

dirt *n*

consist of *v*

mud *n*

extremely *adv*

since *conj*

earthquake *n*

couple *n*

bury *v*

delighted *adj*

>> See Glossary on page 90. >>

## 2. Rate the story

How much did you like it? Mark an X.

Not at All

A Lot

1

2

3

4

5

### 3. Check your comprehension

Match the first and second parts of the sentences.

- |  |                                |
|--|--------------------------------|
| a. The Ehrhardts are helping to solve ____             | 1. old bottles and used tires. |
| b. They built their house with ____                    | 2. the trash problem.          |
| c. It is extremely strong and can't be damaged by ____ | 3. their Earthship.            |
| d. The Ehrhardts get their electricity from ____       | 4. an earthquake.              |
| e. The couple is delighted with ____                   | 5. the sun.                    |






### 4. Check your vocabulary

Complete the sentences with the New Words.

- The Ehrhardts \_\_\_lected most of the building \_\_\_erials for their house.
- The outside walls were made of old ti\_\_\_ filled with d\_\_\_.
- The inside walls \_\_\_sist of old cans and bottles.
- An ear\_\_\_\_\_ cannot damage an Earthship.
- The back of the house is \_\_\_ied under a hill.

### 5. Listen to the story track 10

Now listen to the story two or three times. Look at the pictures below as you listen.



### 6. Retell the story

Cover the story and look at the pictures above. Retell the story using the New Words.

## 7. Answer the questions

### About the story...

- What kind of materials did the Ehrhardts collect for their house?
- Where do their electricity and water come from?
- How do they feel about their home?
- Would you like to live in an Earthship? Why or why not?

### About you...

- What do you do to help the earth?
- How can you save electricity and water?
- What are two other things you can do to save the earth?
- Are you delighted with your home? Why or why not?

## 8. Learn word partnerships

Study the partnerships below. Complete the sentences so they are true for you.

DELIGHTED		
be delighted	with something	<i>The Ehrhardts are delighted with their Earthship.</i> <i>I'm delighted with my new computer.</i> <i>The teacher is delighted with the students' progress.</i>
	to do something	<i>I'm delighted to meet you!</i> <i>I'll be delighted to see my family again.</i>

- I was delighted \_\_\_\_\_ meet \_\_\_\_\_.
- I'm delighted \_\_\_\_\_ my new \_\_\_\_\_.
- I'll be delighted to see \_\_\_\_\_.

## 9. Learn word groups

Answer the questions so they are true for you. Use words from the pictures.

### BUILDING MATERIALS



stone



wood



tile



brick



bamboo

- What is your house or apartment made of?  
\_\_\_\_\_
- What is your desk made of?  
\_\_\_\_\_
- Look around you. What building materials do you see?  
\_\_\_\_\_

## 10. Take a dictation track 11

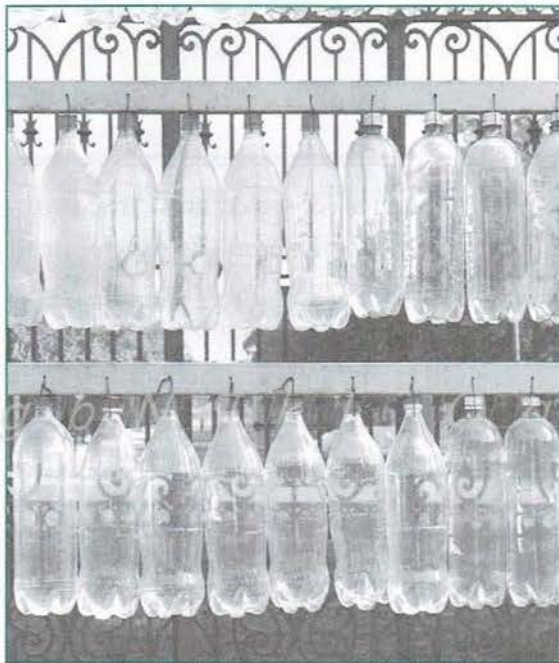
Use your own paper to write the dictation. Check your answers on page 86.

## 11. Complete the story

Use the words from the box to complete the story.

bamboo   collect   city   extremely   is delighted with   solve

# Trash Island



YUCATAN, MEXICO Do you ever worry about the mountains of bottles that we use every day? How can we (1) \_\_\_\_\_ the problem of too much trash?

A British man, Richard Sowa, was living near a beautiful beach in the Yucatan when he had an idea. He noticed some plastic bottles lying on the beach. "I'll use them to

build myself a floating\* island home!" he thought. Sowa asked friends, neighbors, and schoolchildren to help him (2) \_\_\_\_\_ empty bottles. It became a community project\*\*. When they found 100,000 bottles, Sowa was ready to build his dream house.

He put all the plastic bottles into fishnets\*\*\* and tied them tightly. This became the bottom of his floating home. He used sand to make a floor and nearby (3) \_\_\_\_\_ plants to make his furniture. He even has a shower on his island, which floats just off the beach.

Sowa likes living far from the (4) \_\_\_\_\_, and he (5) \_\_\_\_\_ his earth-friendly home. "He's a dreamer," said his mother. "At first we thought he was crazy, but now we're (6) \_\_\_\_\_ proud of him."

\* floating: staying on top of the water

\*\* community project: work that neighbors do together

\*\*\* fishnets: things that are used to catch fish



### Talk about the stories

Where would you rather live—in an Earthship or on a trash island? Why?