



TARGET DIALOGUE

TRACK  
76

Ms. Chan and Ms. Nakamura are looking at woodblock prints at the Sakura Art Museum. The two of them ask a museum employee some questions.

なかむら：きれいな うきよえですね。

チャン：ほんとうに きれいですね。

なかむら：すみません。うきよえの

しゃしんを とっても いいですか。

びじゅつかんの ひと：はい。

なかむら：あ、ここに えいごの

パンフレットが ありますよ。

チャン：そうですね。すみません。この パンフレットを

もらっても いいですか。

びじゅつかんの ひと：はい、どうぞ。

- チャンさんは さくらびじゅつかんで えいごの パンフレットを もらいました。

Nakamura: Kireina ukiyoe desu ne.

Chan: Hontō ni kirei desu ne.

Nakamura: Sumimasen. Ukiyoe no shashin o totte mo ii desu ka.

bijutsukan no hito: Hai.

Nakamura: A, koko ni Eigo no panfuretto ga arimasu yo.

Chan: Sō desu ne. Sumimasen. Kono panfuretto o moratte mo ii desu ka.

bijutsukan no hito: Hai, dōzo.

- Chan-san wa Sakura Bijutsukan de Eigo no panfuretto o moraimashita.

Nakamura: These are lovely ukiyoe prints, aren't they?

Chan: They really are lovely, aren't they?

Nakamura: Excuse me. Is it all right to take pictures of the ukiyoe prints?

museum employee: Yes.

Nakamura: Oh, here's an English-language pamphlet.

Chan: You're right. Excuse me, is it all right to take this pamphlet?

museum employee: Sure, go ahead.

- Ms. Chan received an English-language pamphlet.



Ukiyoe

## VOCABULARY

うきよえ	ukiyoe	ukiyoe (woodblock print)
とっても いいですか	<b>totte mo ii desu ka</b>	may I take (a photograph)?
パンフレット	<b>panfuretto</b>	pamphlet, brochure

## NOTES

1. **Shashin o totte mo ii desu ka.**


Asking permission to do something is done using the following sentence construction: verb **-te** form + **mo ii desu ka**. To grant permission, say **hai, dōzo** ("yes, please [do]"), and to refuse permission, say **sumimasen ga, chotto . . .** ("I'm sorry, but that would be a little [difficult] . . .").

## PRACTICE

## WORD POWER



I. Verbs:

1. **tsukaimasu**2. **(tabako o) suimasu**3. **hairimasu**

## VOCABULARY

<b>tsukaimasu</b>	use
<b>(tabako o) suimasu</b>	smoke (a cigarette)
<b>tabako</b>	cigarette
<b>hairimasu</b>	enter

II. Things available at the information counter of a museum:



1. ehagaki      2. iyahōn-gaido      3. panfuretto      4. katarogu

## KEY SENTENCES

1. Kono e no shashin o totte mo ii desu ka.
2. Kono pen o tsukatte mo ii desu ka.

1. Is it all right to take a photograph of this picture?
2. Is it all right to use this pen?

## EXERCISES



I. *Practice conjugating verbs.* Repeat the verbs below and memorize their **-te** forms.

	-MASU FORM	-TE FORM
use	<b>tsukaimasu</b>	<b>tsukatte</b>
smoke	<b>suimasu</b>	<b>sutte</b>
enter	<b>hairimasu</b>	<b>haitte</b>
rest	<b>yasumimasu</b>	<b>yasunde</b>

## VOCABULARY

ehagaki	(picture) postcard	panfuretto	pamphlet
iyahōn-gaido	recorded guide	katarogu	catalog
iyahōn	earphones, headphones		
gaido	guide		





II. Ask permission to do something. Change the sentences below as in the example.

ex. **Kono katarogu o moraimasu.** → **Kono katarogu o moratte mo ii desu ka.**

1. Mado o akemasu. → .....
2. Kono iyahōn-gaido o tsukaimasu. → .....
3. Kono e no shashin o torimasu. → .....
4. Koko de tabako o suimasu. → .....
5. Ashita yasumimasu. → .....



III. Ask and grant permission to do something. Make up dialogues following the pattern of the example and based on the information in the illustrations.



ex. **Suzuki: Kono shiryō no kopī o shite mo ii desu ka.**  
**Katō: Hai, dōzo.**


1. Suzuki: .....
- Katō: .....
2. Suzuki: .....
- Katō: .....
3. Suzuki: .....
- Katō: .....

VOCABULARY

**o-kyaku-san** customer, client (polite form of *kyaku*)



IV. Ask and refuse permission to do something. Make up dialogues following the pattern of the example and based on the information in the illustrations.



ex. Sumisu: **Koko de o-kashi o tabete mo ii desu ka.**  
 o-tera no hito: **Sumimasen ga, chotto . . .**

- 1. Sumisu: .....
- o-tera no hito: .....
- 2. Sumisu: .....
- o-tera no hito: .....
- 3. Sumisu: .....
- o-tera no hito: .....



V. Get and give assistance at a store. Make up dialogues following the pattern of the example. Substitute the underlined words with the words in parentheses.

ex. Sumisu: **Sumimasen, kono terebi no katarogu ga arimasu ka.**  
 mise no hito: **Hai, kore desu.**  
 Sumisu: **Moratte mo ii desu ka.**  
 mise no hito: **Hai, dōzo.**

- 1. Sumisu: ..... (ryokan, panfuretto)
- mise no hito: .....
- Sumisu: .....
- mise no hito: .....

2. Sumisu: ..... (resutoran, kado)  
 mise no hito: .....  
 Sumisu: .....  
 mise no hito: .....



VI. *Ask for permission to borrow a pen.* Look at the illustrations and make up a dialogue that reflects what is happening.



1. mise no hito: .....  
 2. Sumisu: .....  
 3. Sumisu: .....  
 4. mise no hito: .....  
 5. Sumisu: .....



VII. Listen to the CD and fill in the blanks based on the information you hear.

Sumisu-san wa ..... kara ..... o tsukaimasu.

## SHORT DIALOGUES



- I. Mr. Green has gone to the hospital to visit a sick friend. He first goes to the reception desk in the visiting area.

**uketsuke:** Go-jūsho to o-namae o kaite kudasai.

**Gurīn:** Rōmaji de kaite mo ii desu ka.

**uketsuke:** Hai.

receptionist: Please write your address and your name.

Green: May I write in Roman letters?

receptionist: Yes.

### VOCABULARY

**rōmaji** romanized Japanese

- II. Mr. Green is visiting a friend.

**Gurīn:** Koko ni nimotsu o oite mo ii desu ka.

**tomodachi:** Hai, dōzo.

**Gurīn:** (after chatting for a while) Sumimasen. O-tearai o tsukatte mo ii desu ka.

**tomodachi:** Hai, dōzo.

Green: May I put my luggage here?

friend: Yes, please do.

Green: Excuse me. May I use your bathroom?

friend: Yes, go right ahead.

### VOCABULARY

**oite** (-te form of **okimasu**)

**okimasu** put



If you're in Japan, go to various stores or public institutions and ask permission to do something—to take a photograph, for example.