

**A.** CD2 34 Listen and repeat.



**B.** CD2 35 Look at A. Listen and point.

**C.** CD2 36 Listen. Circle True or False.

1. True False 2. True False 3. True False 4. True False 5. True False

**D.** Role-play these scenes.

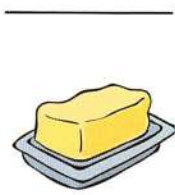



A. Look, read, and circle True or False.



- |                                                  |      |       |
|--------------------------------------------------|------|-------|
| 1. The cats are on the bed.                      | True | False |
| 2. There are peas and grapes in the brown boxes. | True | False |
| 3. There is some bread in the green bag.         | True | False |
| 4. The girl has some caps.                       | True | False |
| 5. The girl has some sandwiches.                 | True | False |
| 6. The man has a prize and a present.            | True | False |

B. Look and write. Then find the words in the puzzle.



w	p	o	s	b	u	t	t	e	r
m	m	d	h	e	j	f	m	x	k
e	g	r	a	s	s	a	f	p	e
d	b	o	m	d	o	p	e	s	c
i	k	l	p	i	c	k	l	e	s
c	a	a	o	i	n	r	f	z	t
i	w	s	o	a	p	s	i	p	n
n	s	s	o	a	k	m	l	c	i
e	x	j	l	q	o	c	m	f	w
r	o	g	h	m	o	n	e	y	t

Which word isn't in the puzzle? Write. \_\_\_\_\_



**A.** What can you see in nature?

**B.**  <sup>CD2</sup><sub>37</sub> Listen and repeat.

**C.**  <sup>CD2</sup><sub>38</sub> Listen and read.



Look at this picture. This is an island. Is there a mountain on the island? No, it's a volcano. It's very hot inside. Look at the water. Is it a river? No, it's an ocean. The water in the ocean is salt water. There are fish in the ocean.



Look at this picture. There's a valley and there are mountains. Can you see the trees? That's a forest. There's wildlife in the forest. Is there a river in the valley? No, that's a lake. There are fish in the lake.

**D.** Is it true? Write ✓ or ✗.

1. There's a valley on the island.

2. There are fish in the forest.

3. There's salt water in the ocean.

4. There's a volcano in the lake.

5. There's a lake in the valley.

**E.** Write the words. (See pages 70–74.)




# Project Time: Treasure Map

**A.** Think of three nature words. Tell your partner.



Draw a valley, a volcano, and an ocean.



Look! There's a valley, a volcano, and an ocean!



**B.** Make a treasure map.

1. Draw an island. Draw things on the island.
2. Draw some treasures on the island.
3. Share your treasure map. Point and say.

Look! On the island, there's a forest, a lake, and a mountain. The treasure is on the mountain.

