



A.  CD2
40 Listen and repeat.



B.  CD2
41 Look at A. Listen and point.

C. Role-play these scenes.

A.  ^{CD2}₄₂ Listen and find the picture. Write the number.













B.  ^{CD2}₄₃ Listen and circle.



C.  ^{CD2}₄₄ Listen and circle.

1. June Joan


2. glue glow


3. hate hat

4. mad made

5. flute float

6. paint pants

D.  ^{CD2}₄₅ Listen and find the picture. Write the number.



A. Are you a nice person?

C.  ^{CD2}₄₇ Listen and read.

B.  ^{CD2}₄₆ Listen and repeat.



They're sharing her pizza.
Yum! It's good.



He's helping his mom.
She's very happy.



They're taking turns.
Are you finished?
Yes, I am.
It's your turn.



They're cleaning up.
What a mess!



She's being polite.
Thank you!
You're welcome.


D. Read and circle the correct word.

1. Look at picture 1. She's sharing | helping her pizza.
2. Look at picture 2. He's cleaning | helping his mother.
3. Look at picture 3. They're sharing | taking turns.
4. Look at picture 4. They're cleaning | taking up.
5. Look at picture 5. She's being | helping polite.

E. Write the words. (See pages 70–74.)

A. Act out an action with a partner. Ask the class.

What are we doing?



B. Make a poster of people getting along.

1. Think of how people get along.
2. Draw or find pictures.
3. Write.
4. Share your poster. Point and say.

Look! They're taking turns.

