



At the Flower Shop

Conversation Time

A.  ^{CD1}₇₅ Listen and repeat.



Where do you live?



I live in Oakville.




Oh, really? Me, too.



I like it. It's a nice place.

B.  ^{CD1}₇₆ Listen and find the speakers.


C. Role-play the conversation with a partner.



D.  ^{CD1}₇₇ Review. Listen and repeat.

This is for you.

Thank you.



A.  ^{CD1}₇₈ Listen and repeat.

1.  red

2.  yellow

3.  blue


4.  green

5.  orange

6.  brown

7.  white

8.  black



B.  ^{CD1}₇₉ Listen and write the letter.

C. Point and say the words.

D.  ^{CD1}₈₀ Listen and point.

E. Write the words.
(See pages 70–74.)




A.  ^{CD1}₈₁ Listen and repeat. 

This is red.
That's a red flower.


That's = That is

These are yellow.
Those are yellow flowers.

B.  ^{CD1}₈₂ Listen and repeat. Then practice with a partner.

1. That's white.

That's a white flower.



2. Those are orange.

Those are orange flowers.



3. These are yellow.

These are yellow flowers.



4. This is red.

This is a red flower.




5. These are blue.

These are blue butterflies.



6. Those are green.



Those are green trees.




C. Look at page 26. Point to the picture and practice with a partner.

D.  ^{CD1}₈₃ **SONG**  Listen and chant.
(See "The Color Chant" on page 66.)



A.  **CD1**
84 Listen and repeat. 



bike



five



kite



light



night




tight

B.  **CD1**
85 Does it have **long i**? Listen and write ✓ or X.

1. 
2. 
3. 
4. 
5. 

C. Read the words.

1. **hide**
ride
side
wide
2. **fine**
line
pine
vine
3. **bike**
hike
like
Mike
4. **fight**
might
right
sight

D.  **CD1**
86 Look at C. Listen and point.

E.  **CD1**
87 Listen and match.

