



# At the Store Window

## Conversation Time

**A.** <sup>CD1</sup><sub>49</sub> Listen and repeat.



Hello?



Hello. May I speak to Sam, please?



Sure. Hold on.



No problem.

**B.** <sup>CD1</sup><sub>50</sub> Listen and find the speakers.

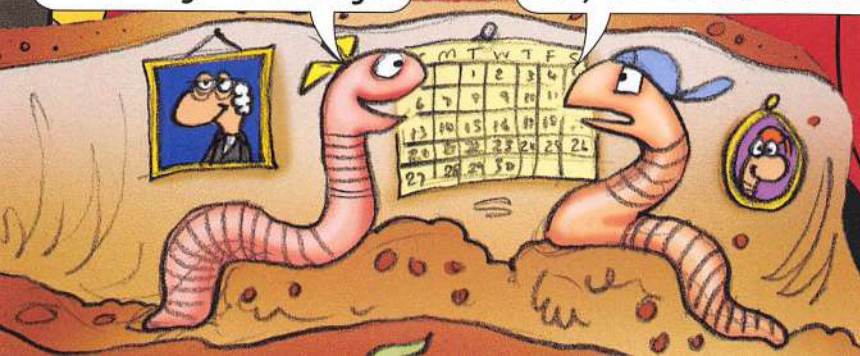
**C.** Role-play the conversation with a partner.



**D.** <sup>CD1</sup><sub>51</sub> Review. Listen and repeat.

Is today Tuesday?

No, it's Wednesday.





**A.**  <sup>CD1</sup><sub>52</sub> Listen and repeat.

- |   |  |
|---|--|
| 1.  get dressed    | 2.  eat breakfast |
| 3.  walk to school | 4.  study English |
| 5.  watch TV       | 6.  take a shower |

**B.**  <sup>CD1</sup><sub>53</sub> Listen and write the letter.



**C.** Point and say the words.

**D.**  <sup>CD1</sup><sub>54</sub> Listen and point.

**E.** Write the words.  
(See pages 70–74.)






**A.**  **CD1**  
**55** Listen and repeat. 

What's	he she it	doing?
What's = What is		

He's She's It's	walking to school.
He's = He is	She's = She is    It's = It is

What are	you they	doing?
----------	-------------	--------

We're They're	walking to school.
We're = We are	They're = They are

**B.**  **CD1**  
**56** Listen and repeat. Then practice with a partner.

1. What's he doing?

He's getting dressed.



2. What are they doing?

They're studying English.



3. What's she doing?

She's taking a shower.



4. What are they doing?

They're eating breakfast.



5. What's it doing?

It's walking to school.




6. What are you doing?



We're watching TV.



**C.** Look at page 18. Point to the picture and practice with a partner.

**D.**  **CD1**  
**57** **SONG**  Listen and sing along.  
(See "What's He Doing?" on page 66.) 



**A.**  <sup>CD1</sup><sub>58</sub> Listen and repeat. 



May



rain



cake



play



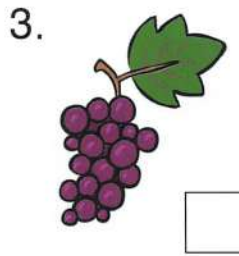
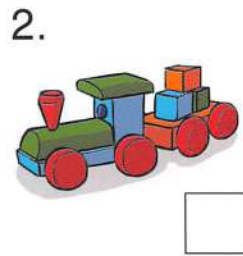


paint

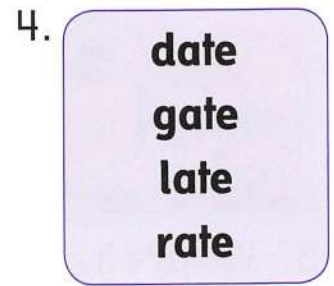
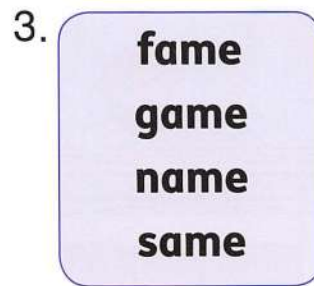
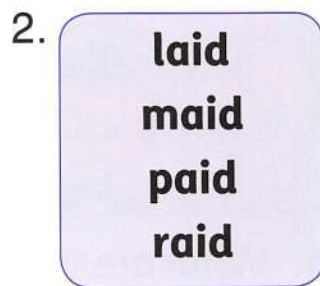
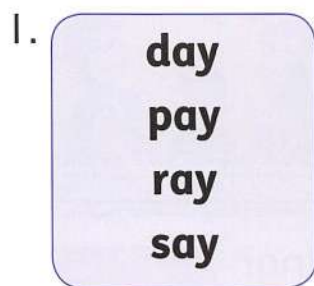


lake

**B.**  <sup>CD1</sup><sub>59</sub> Does it have **long a**? Listen and write ✓ or X.



**C.** Read the words.



**D.**  <sup>CD1</sup><sub>60</sub> Look at C. Listen and point.

**E.**  <sup>CD1</sup><sub>61</sub> Listen and circle.

1. cape tape    2. main vain    3. bay lay    4. bake make