




A.  CD2 87 Listen and repeat.



B.  CD2 88 Look at A. Listen and point.


C. Role-play these scenes.





A.  ^{CD2}₈₉ Listen and find the picture. Write the number.



B.  ^{CD2}₉₀ Listen and circle.

1. meet met 2. pick pike 3. hope hop
 4. sight sit 5. coat cot 6. read red

C.  ^{CD2}₉₁ Listen and circle ✓ or X.

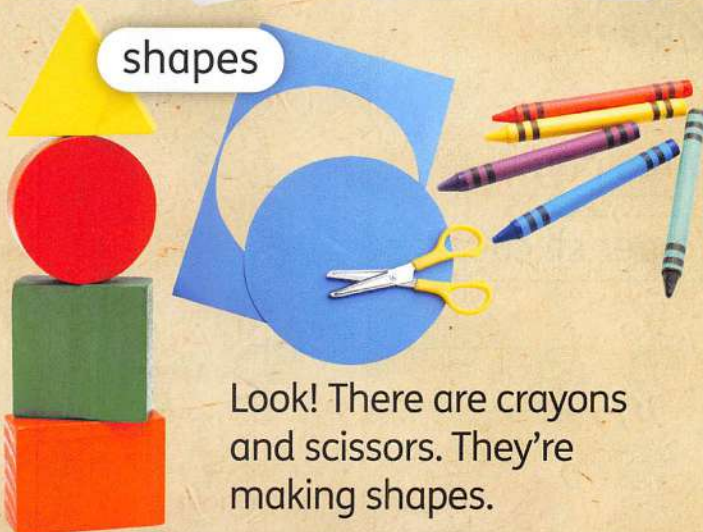
| | | | | | | | |
|----|---|----|---|----|--|----|---|
| 1. |  | 2. |  | 3. |  | 4. |  |
| | ✓ X | | ✓ X | | ✓ X | | ✓ X |

Cross-curricular 4: Shapes


A. Look at the pictures. What colors can you see?

B.  ^{CD2}₉₂ Listen and repeat.

C.  ^{CD2}₉₃ Listen and read.



Look! There are crayons and scissors. They're making shapes.



circle



What shape is it?
It's a circle. What color is it?
It's red. It's a big, red circle.

square



Does he have a circle?
No, he doesn't.
He has a square.
What color is the square?
It's blue.

triangle



Is this a square?
No, it isn't.
What shape is it?
It's a triangle.
It's yellow.


rectangle



What shape is this?
It's a rectangle.
It's a long, green rectangle.

D. Read and circle the correct word.

1.  It's a rectangle | triangle.

2.  It's a square | circle.


3.  It's a square | rectangle.

4.  It's a rectangle | triangle.

E. Write the words. (See pages 70–74.)

Project Time: Shape Book

A. Look for shapes in the classroom. Ask and answer with a partner.



I can see a rectangle.

Is it a pencil case?


No, it isn't.

Is it a...?



B. Make a shape book.

1. Take four pieces of paper. Fold them in half and make a book. Staple.
2. Draw or find pictures. Write.
3. Share your book. Point and ask.



What shape are they?

