
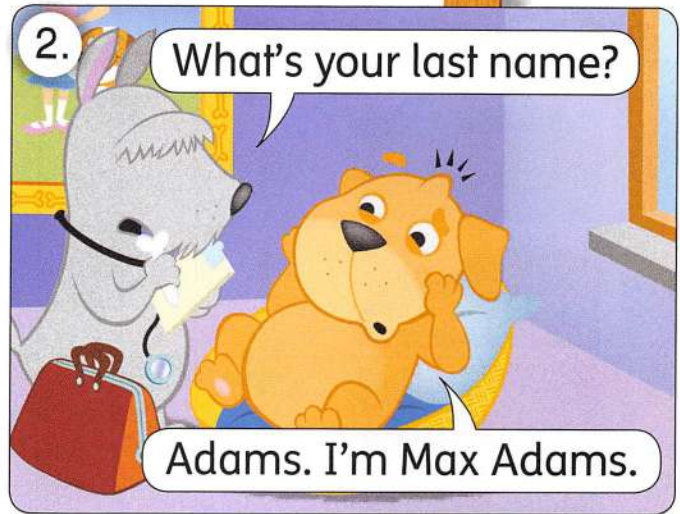








A.  CD2 86 Listen and repeat.




B.  CD2 87 Look at A. Listen and point.

C. Role-play these scenes.

A.  ^{CD2}₈₈ Listen and ✓ the correct words.

	He	She	can	can't	
1. 					ride a bike.
2. 					fly a kite.
3. 					drive a car.
4. 					do a cartwheel.
5. 					make a sandwich.

B.  ^{CD2}₈₉ Listen and circle the correct word.

1. dig dog


2. hat hot

3. bus bat

4. in on

5. sun sit

6. nut mop

C.  ^{CD2}₉₀ Listen and circle ✓ or X.

1.




✓ X

2.



✓ X

3.



✓ X


4.




✓ X

Cross-curricular 4: Trees


A. Can you climb a tree?

B.  ^{CD2}₉₁ Listen and repeat.


C.  ^{CD2}₉₂ Listen and read.



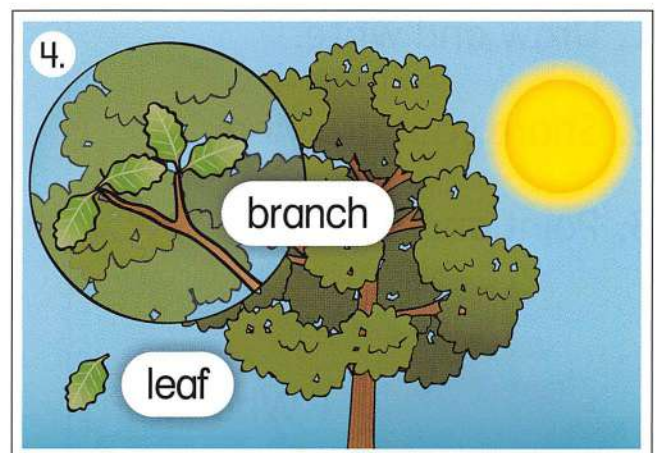
It's soil. Can you see the seed?



Look! It's a root.



This is the trunk.



This is a branch and this is a leaf. It's a tall tree.


D. Read and circle the correct word.

1. Look at picture 1. Look! It's a **leaf** | seed.
2. Look at picture 2. I can see the **root** | seed.
3. Look at picture 3. It isn't a root. It's a **branch** | trunk.
4. Look at picture 4. Is it a **leaf** | trunk? Yes, it is.

E. Write the words. (See pages 70–74.)

Project Time: Draw a tree

A. Draw and cover. Ask and answer with a partner.



B. Draw a tree.

1. Draw and write.
2. Share your drawing.
3. Point and ask.

