



Demonstration Charts

Chart 1





Dear John,

I'm having a good
time here.

See you soon.

Lots of love, Maria



John Brown,
Berwick House,
139 Oxford Street,
London W1D 2JA



13	30
14	40
15	50
16	60
17	70
18	80
19	90
20	100
	1,000
	1,000,000

313

1,815

1,950,630

$$2 + 2 = 4$$

$$\begin{array}{r} 13 \\ + 30 \\ \hline \end{array}$$

43

$$\underline{1} \times 5 \equiv 5$$

$$\underline{2} \times 5 = 10$$

$$\underline{3} \times 5 = 15$$

$$\underline{4} \times 5 = 0$$

2

$$\begin{array}{r} 15 \\ + 50 \\ \hline \end{array}$$

65

Chart 6

3.00



3.05



3.30



3.35




4.02



7.18



a	e
	u
i	o



3.10



3.15



3.40



3.45



9.28



11.32

