


Describing picture

LESSON 7


Choose the best sentence to describe the picture.

eTOC在校生様様がeTOCのレッスン
以外の目的で使用する事及び印刷禁止。
法律で罰せられます。
This document is protected by copyright.
You are breaking the law
if you copy or distribute this file.

A



1. The boy moved closer to the door.
2. The boy closed the door.
3. The boy turned away from the door.
4. The boy fixed the door.



B

1. The boy sees a man kneeling on the floor.
2. The boy calls a man eating apples.
3. The boy sees a man holding his knees in his arm.
4. The boy calls a man dancing in the street.

C



1. The people are laughing together.
2. The people are bowing down their heads.
3. The people are dancing all over the place.
4. The people are walking around.

D




1. The boy looks happy.
2. The boy looks angry.
3. The boy looks sad.
4. The boy looks excited.

E



1. Charlie opened the small door.
2. Charlie went to the door that was bigger than before.
3. Charlie went to the door that was smaller than before.
4. Charlie closed the big door.


F



Bright lights shone behind the door.
Charlie opened the door quickly.

1. He opened the door.
2. He slammed the door.
3. He broke the door.
4. He painted the door.

G



1. Player number eleven sat alone on a bench.
2. Player number eleven squatted beside the bench.
3. Player number eleven sat side by side with his teammates.
4. Player number eleven sat on a table.

Answers

- A.) 3. The boy turned away from the door.
- B.) 3. The boy sees a man holding his knees in his arm.
- C.) 2. The people are bowing down their heads
- D.) 3. The boy looks sad.
- E.) 2. Charlie went to the door that was bigger than before.
- F.) 1. He opened the door.
- G.) 3. Player number eleven sat side by side with his teammates.