

A1-4

こどもにきかせる

フォニックス完全攻略

9-1

音声動画あり



This document is for use in eTOC training sessions,
use outside of eTOC is strictly prohibited.

ATTENTION

For eTOC teachers.

Copyright©SurelyWork.co

"Have the student repeat the phonics and words after you. The sentences in this book are difficult, so please read them to the student rather than asking the student to read them on their own."

動画はここをクリック★[Watch Video](#)

Ss

Picture book x phonics

Let's learn to read!

Begins with /s/

sax

seven

sit

1



2



3




socks

sun

4



5



動画はここをクリック★[Watch Video](#)

Ss

Picture book x phonics

Let's learn to read!

Begins with /s/



1



2




3



4



5



動画はここをクリック★[Watch Video](#)

Begins with /s/ Sound out and read words.

s ~ a ~ x

sax



**It takes time to learn to
play the sax.**

※この本の文章は難しいので、読ませるためのものではありません。
講師がレッスン時に読んで聞かせるための絵本的な文章です。ご家庭
では、単語とフォニックスの部分だけフォーカスしてご利用下さい。

Begins with /s/ Sound out and read words. 

s~e~v~e~n

seven




**I will be seven years old
in December.**

Begins with /s/ Sound out and read words.

s~i~t

sit



**My back hurts when
I sit for a long time.**

Begins with /s/ Sound out and read words. 

s~o~ck~s

socks



**I wash and dry my socks
after wearing them once.**



A1-4フォニックス完全攻略


8

動画はここをクリック★[Watch Video](#)

Begins with /s/ Sound out and read words. 

s~u~n

sun



**The sun is shining so
bright.**

※ある程度大きいお子様は

クイズにみたててあそんで下さい

和訳として利用できます



A1-4:Lesson9-1★Questions

えいごでいえるかな？

Can you say it in English?



1. サックスをならうにはじかんがかかる

2. わたしは12がつに7さいになります

3. ながいじかんすわっているところを
いたい

4. わたしはくつしたを、いちどはいたら
あらってかわかします

5. たいようはとてもあかるく
かがやいています

A1-4: Lesson9-1

1.It takes time to learn to play the sax.

2.I will be seven years old in December.

3.My back hurts when I sit for a long time.

4.I wash and dry my socks after wearing them once.

5.The sun is shining so bright.

