

UNIT 2 English Safari 3 Clothing





Lesson 1

Let's Talk

Unit 2

©Oomura & Surely Work, Inc.

Which hat do you like?

Which hat do you like?

What about this one?

We want these hats, please!

I like the striped one.

I don't know.

Wow! I like that one.

A

Listen and say.

B WORDS. Ask and answer.

1



striped

2



polka-dot

**1. Which hat do you like?
I like the striped one.**

**2. Which hat do you like?
I like the polka-dot one.**


LEARNING

Which hat do you like?
I like the **striped** one.


B WORDS. Ask and answer.

3. Which hat do you like?
I like the plaid one.

4. Which hat do you like?
I like the checked one.



plaid



checked

LEARNING

Which hat do you like?
I like the striped one.



lesson2

Let's Learn

Unit 2

©Oomura & Surely Work, Inc.

1



a shirt

2



a blouse

3



a dress

4



a skirt

5



shorts

6



pants

7



socks

8



shoes

A

Words. Listen and repeat.

Clothes Vocabulary

She's wearing a dress.



1. What's she wearing?

She's wearing a dress.

2. What's she wearing?

She's wearing a blouse and skirt.

3. What's she wearing?

She's wearing a skirt.

B

Ask and answer.

She's wearing a dress.

4. What's he wearing?

He's wearing a shirt.

5. What's he wearing?

He's wearing pants.

6. What's he wearing?

He's wearing shoes.

B

Ask and answer.

4



5



6




He's / She's wearing a shirt.
He's / She's not wearing a shirt.
They're wearing shorts.
They're not wearing shorts.

1



2



3



1. He's wearing sunglasses.

He's not wearing a dress.

2. They're wearing dresses.

They're not wearing pants.

3. He's wearing a cap.

He's not wearing a jacket.

C

Make sentences.

He's / She's wearing a shirt.
He's / She's not wearing a shirt.
They're wearing shorts.
They're not wearing shorts.

4. They're wearing shirts.

They're not wearing a skirt.

5. She's wearing a shirt.

She's not wearing a hat.

6. He's wearing shoes.

He's not wearing a shirt

4



5



6



C

Make sentences.



Lesson 3

Let's Learn more

Unit 2

©Oomura & Surely Work, Inc.

1



a sweater

2



a sweatshirt

3



a jacket

4



a T-shirt

5



pajamas

6




jeans

7



boots

8



slippers

A

Words. Listen and repeat.

Whose **jacket** is this?
It's **Tom's jacket**.

Whose **jeans** are these?
They're **Sally's's jeans**.

1. Whose jacket is this?

It's Tom's jacket.

2. Whose sweatshirt is this?

It's Eric's sweatshirt.

3. Whose shoes are these?

They're Micky's shoes.



B Ask and answer.

Whose **jacket** is this?
It's **Tom's jacket**.

Whose **jeans** are these?
They're **Sally's's jeans**.

4. Whose cardigan is this?

It's Margaret's cardigan.

5. Whose socks are these?

They're Karen's socks.

6. Whose pants are these?

They're Elsa's pants

B Ask and answer.



Is his sweater pink? Are her boots red?

Yes, it is.

No, it isn't.

Yes, they are.

No, they aren't.

1



2



1. Is his sweater pink?

Yes, it is.

2. Are her shoes yellow?

No, they aren't. They are red.

C

Make sentences.

Is his sweater pink? Are her boots red?

Yes, it is.

No, it isn't.

Yes, they are.

No, they aren't.

3. Are his pants blue?

Yes, they are.

4. Are her boots red?

Yes, they are.

3



4



C

Make sentences.




lesson 4

Let's Read


Unit 2

©Oomura & Surely Work, Inc.

br



brown



bread



broom

gr



green




grapes




gross

pr



pretty



pride




present

A

Repeat and say.



PHONICS




Let's have an activity.


Unit 2

©Oomura & Surely Work, Inc.

Lesson 4-2

br







gr








pr







B

Write the words and circle the correct beginning sound.



PHONICS