

# English Safari 1

## UNIT 2 Colors and Shapes



# English Safari 1

## Colors and Shapes

UNIT **2**





# Let's Talk



**A** Listen and say.

Hi, Alex.  
How are you?

I'm fine.  
How are you?.

I'm fine.  
Thank you.




LEARNING


How are you?  
I'm fine. Thank you.

B

Say and act.



Hi, \_\_\_\_\_.  
How are you?



I'm \_\_\_\_\_.  
How are you?

Hi

I'm \_\_\_\_\_.  
Thank you.

Greet your friend.

# Let's Learn



WORDS.

Listen and repeat.



1



red

2



yellow

3



pink

4



green

5



purple

6



orange

7



blue

8



brown

9



white

10

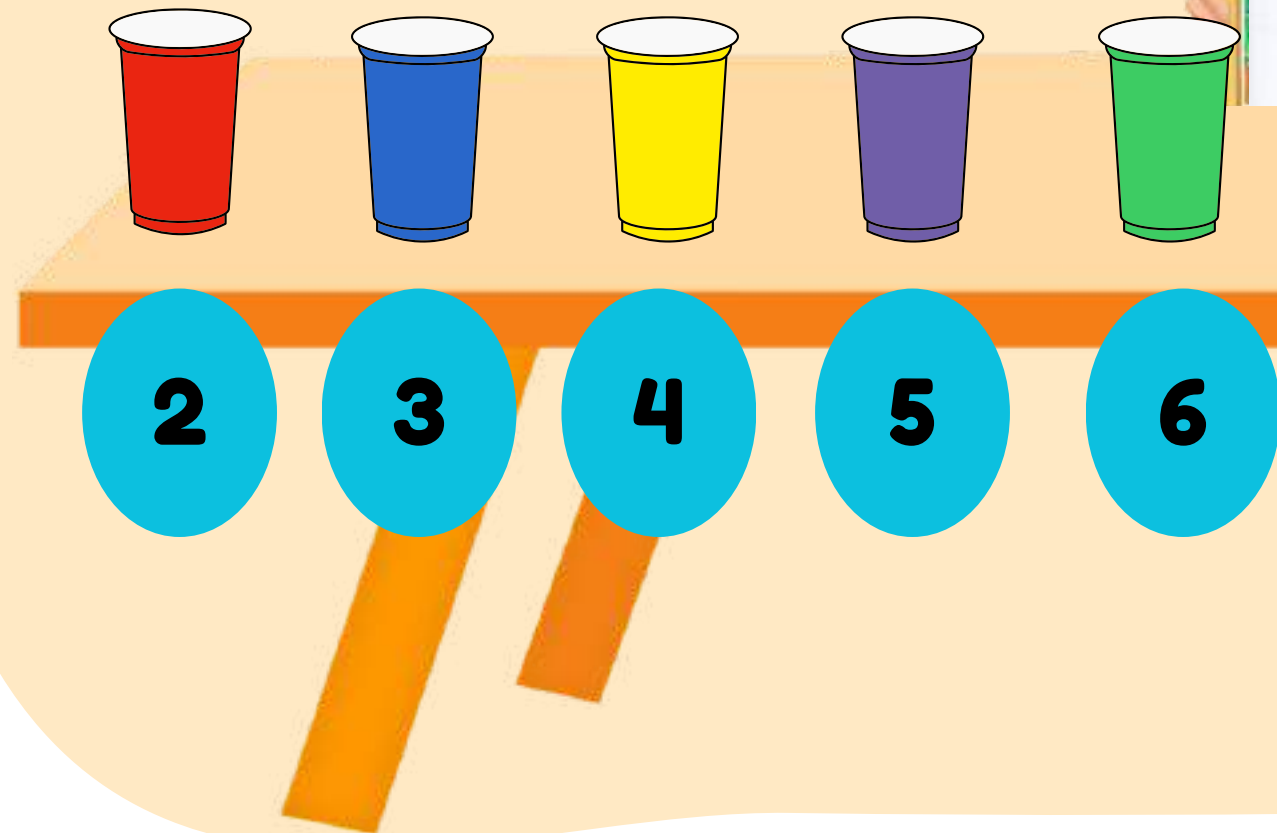


black

Ask and answer.

What color is this?

It's orange.



What color is this?  
It's orange.

LEARNING



**C** Make sentences.


1.



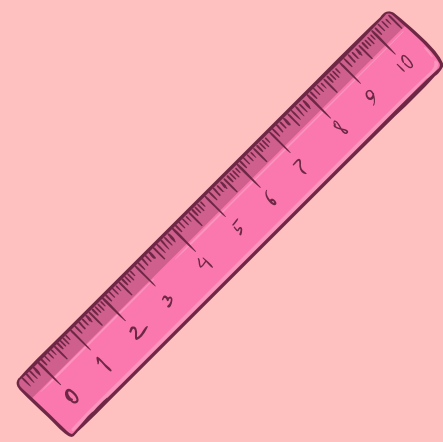
2.




3.



4.



5.



6.



**LEARNING**

This is a pencil.  
It's yellow and pink.





# Let's Learn more

**A**

WORDS.

Listen and repeat.

**1**   
a square

**2**   
a circle

**3**   
a triangle

**4**   
a rectangle

**5**   
a star

**6**   
a heart

**7**   
an oval

**8**   
a diamond



**B** Make sentences.




This is a star.  
It's blue



It's a blue star.


LEARNING

This is a star. It's blue.  
It's a blue star.



Play a game.  
Ask and answer.

Is this **a blue star**?  
Yes, it is.  
No, it isn't.




Play a game.  
Ask and answer.

Is this a blue star?

Yes, it is.

No, it isn't.






**D** Listen and act.



1. Pick up your pencil.



2. Draw a triangle.



3. Pick up a yellow crayon.




4. Draw a picture.

**A** Listen, point and say.



Cc




cat

Cc



car

Cc



cow



Gg



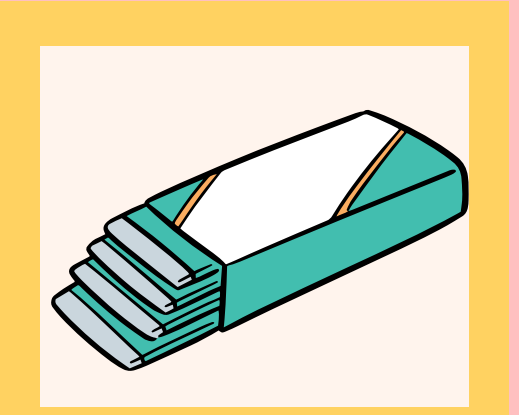
girl

Gg



gate

Gg



gum

