

UNIT
8



Magic Garden 1



Food

UNIT
8



Goals

- Ask about and request quantities of food.




Listen and say

UNIT
8





Listen and say



sandwich

tomato

water

orange

cookie



Let's sing

LESSON 1

UNIT
8



I can see a watermelon.

I can see a tea.

I can see a bread.

I can see a banana.

watermelon

tea

bread

banana.

Let's go see more.





Let's sing

LESSON 1

UNIT
8



I can see an ice cream.

I can see a tomato.

I can see a sandwich.


I can see a treat.

ice cream

tomato

sandwich

treat



Keep the rhythm on repeat.




Structure

LESSON 2

UNIT 8



**How many cookies?
Three cookies, please.**



**How many breads?
Two breads, please.**











Activity

LESSON 3

UNIT 8

Count and write.



How many oranges?
There are five.
How many tomatoes?
There are five.









Activity

LESSON 3

UNIT
8

Count and write.



How many bananas?
There are six.
How many sandwiches?
There are four.
How many cookies?
There are three.



Talk

LESSON 4

UNIT 8

Do you want something?

Yes, please

Here's a watermelon.

Thank you, Mom.

**And one cookie?
And one orange?**

Four cookies, please.





Everyday English

LESSON 5

UNIT 8

Sure.
I like apple
very much.



Have an
apple.

Here
you go.

Eat Well






Phonics

LESSON 6

UNIT 7

1. Listen to the words.



Rr

r is for



rabbit.

Ss

s is for



sun.

Tt

t is for



tiger.

Alphabet

2. Fill in the missing small letters.

—	d	e
—	—	j
m	n	—
r	—	—