

UNIT
7



Magic Garden 1



My Clothes

UNIT
7



Goals



**Identify clothes
using pronouns.**



Listen and say

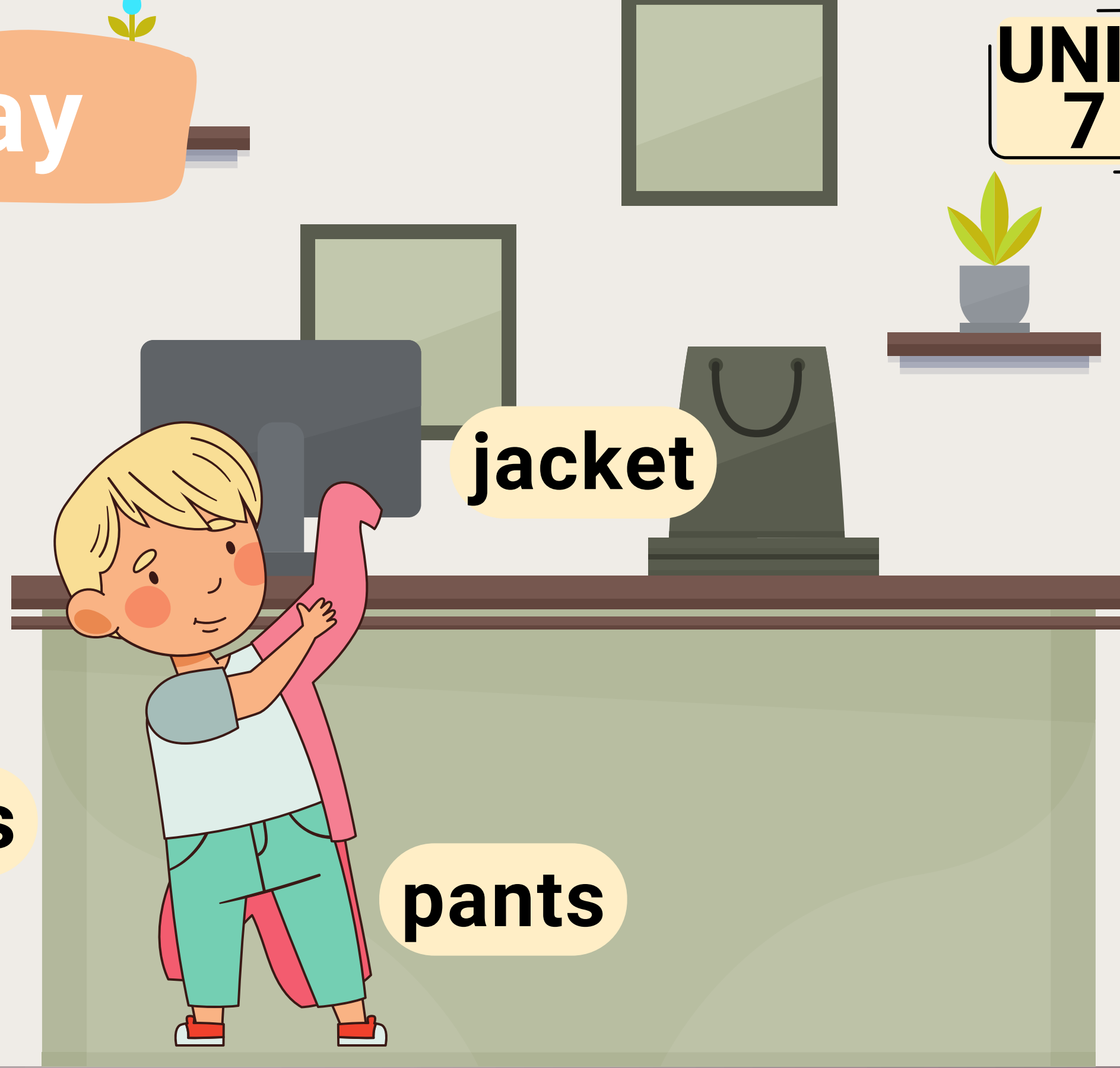


shoes



pants

jacket





Listen and say

UNIT
7

blouse

socks

dress

cap

T-shirt

skirt





Let's sing

LESSON 1


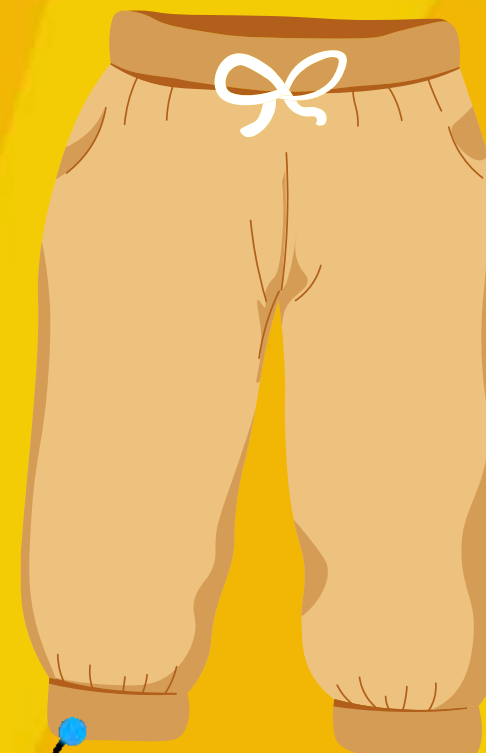
UNIT 7

I can see a jacket.

I can see pants.

I can see shoes.

Let's do a dance.





Let's sing

LESSON 1

**UNIT
7**

I can see a cap.

I can see a T-shirt.

I can see a skirt.





Structure

LESSON 2

UNIT 7



**Whose is this?
This is my dress.**

**Whose are these?
These are my shoes.**





Activity

LESSON 3

UNIT 7

1. I can draw a jacket.

2. I can draw pants.

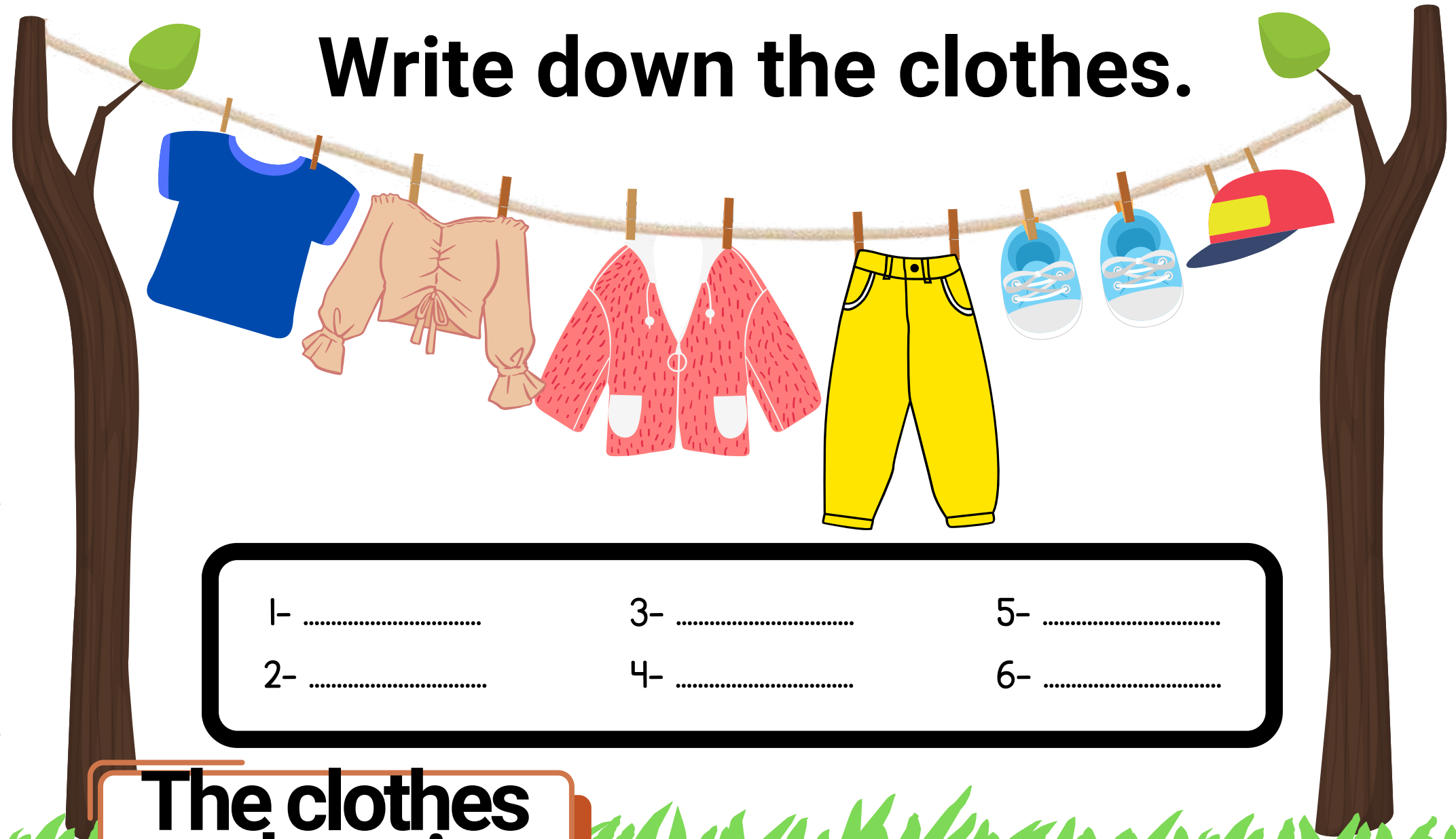
3. I can draw shoes.

4. I can draw a blouse.

5. I can draw a cap.

6. I can draw a T-shirt.

Write down the clothes.



1-

2-

3-

4-

5-

6-

The clothes
are hanging.



Project

LESSON 4

UNIT
7

Dress Up!

1. Put on a T-shirt.


2. Put on pants.

3. Put on shoes.

4. Put on a blouse.

5. Put on a cap.

6. Put on a skirt.





Everyday English

LESSON 5

UNIT
7

It's time
to go
out.

Okay,
Mom.

Put on
your
T-shirt.

Sure!

Put on your
clothes.






Phonics

LESSON 6

UNIT 7

1. Listen to the words.



Oo

o is for



orange.

Pp

p is for



pencil.

Qq

q is for



queen.

Alphabet

2. Match and trace.

